

SARTORIUS STEDIM BIOTECH SA






ISIN: FR0013154002 WKN: 5326

Overview


| | |
|---------------------|--|
| 2024/09/02 08:18:43 | |
| Price | 183.40 EUR |
| Difference |  0.16% (0.30) |
| General attributes | |
| ISIN | FR0013154002 |
| Symbol | DIM |
| Exchange | Frankfurt |
| Currency | EUR |
| Sector | Chemical / Pharmaceutical / Health |
| Security type | Stock |
| Market cap (m) | 16,911 EUR |
| Benchmark | CAC 40 INDEX |
| Market data | |
| Bid (Bid size) | - |
| Ask (Ask size) | - |
| Open | 183.40 EUR |
| High | 183.40 EUR |
| Low | 183.40 EUR |
| Close (prev. day) | 183.10 EUR |
| VWAP | 170.90 EUR |
| Volume (pcs) | 0 |
| Trading volume | 0.00 |
| Number of trades | 2 |
| Last size | 0 |
| Futures and Options | |
| Related Futures | 9 |
| Related Options | - |



Information about previous performance does not guarantee future performance.
Source: FactSet

| Recent research | | | |
|-----------------|---|-------------------------------|---|
| on sector | | on market | |
| Date | | Headline | Download |
| 2024/08/30 |  | Equity Weekly |  |
| 2024/08/26 |  | Aktienempfehlungen Österreich |  |
| 2024/08/16 |  | Equity Weekly |  |
| 2024/08/13 |  | Aktienempfehlungen Österreich |  |
| 2024/08/12 |  | Global Equity Ratings |  |

Details

| | | |
|---------------------|---|--------------|
| 2024/09/02 08:18:43 | | |
| Price | 183.40 EUR | |
| Difference |  | 0.16% (0.30) |

| | | |
|--------------------|------------------------------------|--|
| General attributes | | |
| ISIN | FR0013154002 | |
| Symbol | DIM | |
| Exchange | Frankfurt | |
| Currency | EUR | |
| Sector | Chemical / Pharmaceutical / Health | |
| Security type | Stock | |
| Market cap (m) | 16,911 EUR | |
| Benchmark | CAC 40 INDEX | |

| | | |
|-------------------|------------|--|
| Market data | | |
| Bid (Bid size) | - | |
| Ask (Ask size) | - | |
| Open | 183.40 EUR | |
| High | 183.40 EUR | |
| Low | 183.40 EUR | |
| Close (prev. day) | 183.10 EUR | |
| VWAP | 170.90 EUR | |
| Volume (pcs) | 0 | |
| Trading volume | 0.00 | |
| Number of trades | 2 | |
| Last size | 0 | |

| | | | |
|----------------------|---------|---------|---------|
| Performance and Risk | | | |
| | 6m | 1y | 3y |
| Perf (%) | -28.05% | -30.13% | -65.53% |
| Perf (abs.) | -71.50 | -79.10 | -348.60 |
| Beta | 0.85 | 1.30 | 1.00 |
| Volatility | 52.80 | 49.11 | 49.10 |



Information about previous performance does not guarantee future performance.
Source: FactSet

| | | |
|---|-------------------------|--|
| Price data | | |
| Ø price 5 days Ø volume 5 days (pcs.) | 180.63 EUR (0) | |
| Ø price 30 days Ø volume 30 days (pcs.) | 173.36 EUR (9) | |
| Ø price 100 days Ø volume 100 days (pcs.) | 181.31 EUR (17) | |
| Ø price 250 days Ø volume 250 days (pcs.) | 210.07 EUR (57) | |
| YTD High date | 280.50 EUR (2024/03/22) | |
| YTD Low date | 144.80 EUR (2024/07/23) | |
| 52 Weeks High date | 280.50 EUR (2024/03/22) | |
| 52 Weeks Low date | 144.80 EUR (2024/07/23) | |

| | | | | | |
|--|------------|-------|------------|-----------------------|------------------|
| Arbitrage views | | | | | |
| Exchange  | Date | Time | Price | Trading volume (mio.) | Number of trades |
| Xetra | 2024/09/02 | 17:35 | 173.00 EUR | 0.00 | 3 |
| Vienna Stock Exchange | 2024/09/02 | 15:30 | 173.85 EUR | 0.00 | 4 |
| Tradegate | 2024/09/02 | 22:26 | 175.80 EUR | 0.05 | 35 |
| Stuttgart | 2024/09/02 | 15:30 | 173.45 EUR | 0.00 | 8 |

| | | | | | |
|---|----------------|-------|-------------|-------|-------|
| Munich | 2024/ 09/02 | 08:04 | 183.45 EUR | 0.00 | 2 |
| London Stock Exchange European Trade Reporting | 2024/ 09/02 | 17:30 | 175.125 EUR | 0.00 | 2 |
| Hanover | 2024/ 09/02 | 17:25 | 174.00 EUR | 0.00 | 4 |
| Frankfurt | 2024/ 09/02 | 08:18 | 183.40 EUR | 0.00 | 2 |
| FINRA other OTC Issues | 2024/ 08/30 | 15:30 | 206.70 USD | 0.11 | 1 |
| Euronext Paris | 2024/ 09/02 | 17:35 | 173.75 EUR | 12.74 | 2,597 |
| Euronext Milan MTF Trading After Hours | - | - | - | 0.00 | - |
| Duesseldorf | 2024/ 09/02 | 08:10 | 183.55 EUR | 0.00 | 3 |
| Berlin | 2024/ 09/02 | 08:04 | 183.40 EUR | 0.00 | 3 |

Company profile

Company Logo



| Contact Details |
|-----------------------------|
| SARTORIUS STEDIM BIOTECH SA |
| - - |
| - - - - |
| Telefon: - |
| Fax: - |
| E-mail: - |

Company Profile

-

| Members of Management Board | |
|-----------------------------|-------------------------------|
| Joachim Kreuzburg | Chairman of Managing Board |
| Gerry Mackay | Member of Executive Committee |
| Rainer Lehmann | Member of Executive Committee |
| René Fáber | Member of Executive Committee |

| Board of directors | |
|--------------------|-------------------------------|
| Joachim Kreuzburg | Chairman of Supervisory Board |
| Lothar Kappich | Member of Supervisory Board |
| Anne-Marie Graffin | Member of Supervisory Board |
| Henri Riey | Member of Supervisory Board |
| Pascale Boissel | Member of Supervisory Board |
| Romaine Fernandes | Member of Supervisory Board |
| Susan Dexter | Member of Supervisory Board |