

## COLOPLAST A/S SER. B

ISIN: **DK0060448595** WKN: -

## Overview

2024/06/28 08:03:18

Price  
113.25 EURDifference  -0.61% (-0.70)

## General attributes

ISIN	DK0060448595
Symbol	COLO B
Exchange	Munich
Currency	EUR
Sector	Chemical / Pharmaceutical / Health
Security type	Stock
Market cap (m)	23,200 EUR
Benchmark	OMX COPENHAGEN 20

## Market data

Bid (Bid size)	-
Ask (Ask size)	-
Open	113.25 EUR
High	113.25 EUR
Low	113.25 EUR
Close (prev. day)	113.95 EUR
VWAP	113.55 EUR
Volume (pcs)	0
Trading volume	0.00
Number of trades	2
Last size	0

## Futures and Options

Related Futures	14
Related Options	-

5y













Information about previous performance does not guarantee future performance.  
Source: FactSet

## Recent research

on instrument

on sector

Date		Headline	Download
2023/10/27		Global Equity Ratings	
2023/10/27		Aktienempfehlungen Global	
2023/09/29		Global Equity Ratings	
2023/09/29		Aktienempfehlungen Global	
2023/09/08		Global Equity Ratings	

## Details

2024/06/28 08:03:18

## Price

113.25 EUR

Difference ▼ -0.61% (-0.70)

## General attributes

ISIN	DK0060448595
Symbol	COLO B
Exchange	Munich
Currency	EUR
Sector	Chemical / Pharmaceutical / Health
Security type	Stock
Market cap (m)	23,200 EUR
Benchmark	OMX COPENHAGEN 20

## Market data

Bid (Bid size)	-
Ask (Ask size)	-
Open	113.25 EUR
High	113.25 EUR
Low	113.25 EUR
Close (prev. day)	113.95 EUR
VWAP	113.55 EUR
Volume (pcs)	0
Trading volume	0.00
Number of trades	2
Last size	0

## Performance and Risk

	6m	1y	3y
Perf (%)	+8.84%	+1.48%	-15.14%
Perf (abs.)	+9.20	+1.65	-20.20
Beta	0.28	0.35	0.62
Volatility	24.34	23.83	25.75

5y



Information about previous performance does not guarantee future performance.  
Source: FactSet

## Price data

Ø price 5 days   Ø volume 5 days (pcs.)	113.43 EUR (0)
Ø price 30 days   Ø volume 30 days (pcs.)	112.57 EUR (145)
Ø price 100 days   Ø volume 100 days (pcs.)	118.33 EUR (54)
Ø price 250 days   Ø volume 250 days (pcs.)	109.94 EUR (39)
YTD High   date	130.55 EUR (2024/03/12)
YTD Low   date	102.90 EUR (2024/01/08)
52 Weeks High   date	130.55 EUR (2024/03/12)
52 Weeks Low   date	94.60 EUR (2023/11/13)

## All listings for COLOPLAST A/S SER. B

Exchange	Date	Time	Price	Trading volume (mio.)	Number of trades
Xetra	2024/06/28	17:35	110.60 EUR	0.00	2
Vienna Stock Exchange	2024/06/28	17:32	112.10 EUR	0.00	2
Tradegate	2024/06/28	22:26	112.85 EUR	0.03	12
Stuttgart	2024/06/28	16:29	112.25 EUR	0.00	7
SIX Swiss Exchange	2020/	17:36	111.00 CHF	0.00	1

	04/09					
Nasdaq Copenhagen	2024/ 06/28	17:20	836.60 DKK	107.49		1,115
Munich	2024/ 06/28	08:03	113.25 EUR	0.00		2
London Stock Exchange European Trade Reporting	2024/ 06/28	16:55	843.00 DKK	1.22		8
Hanover	2024/ 06/28	08:07	112.20 EUR	0.00		3
Frankfurt	2024/ 06/28	08:05	112.20 EUR	0.00		2
FINRA other OTC Issues	2024/ 06/28	16:11	118.42 USD	0.00		2
Duesseldorf	2024/ 06/28	19:31	112.15 EUR	0.00		7
Berlin	2024/ 06/28	21:52	112.40 EUR	0.00		18

## Company profile

### Company Logo



### Contact Details

COLOPLAST A/S

--

Holtedam 1-3 - 3050 Humlebaek

Telefon: +45-49-11-11-11

Fax: +

E-mail: -

### Company Profile

-

#### Members of Management Board

Kristian Villumsen Chairman of Managing Board

Allan Rasmussen Member of Executive Committee

Anders Lonning-Skovgaard Member of Executive Committee

Dorthe Ronnau Member of Executive Committee

Nicolai Buhl Andersen Member of Executive Committee

Paul Marcun Member of Executive Committee

#### Board of directors

Lars Søren Rasmussen Chairman of Supervisory Board

Annette Brüls Member of Supervisory Board

Carsten Hellmann Member of Supervisory Board

Jette Nygaard-Andersen Member of Supervisory Board

Marianne Wiinholt Member of Supervisory Board

Niels Peter Louis-Hansen Member of Supervisory Board

Nikolaj Kyhe Gundersen Member of Supervisory Board

Roland Vendelbo Pedersen Member of Supervisory Board

Thomas Barfod Member of Supervisory Board