

EMBRACER GROUP AB SER 'B'

ISIN: SE0016828511 WKN: -

Overview

2024/07/22 13:25:46

Price

23.6765 SEK

Difference  -21.08% (-6.32)

General attributes

| | |
|----------------|------------------------|
| ISIN | SE0016828511 |
| Symbol | EMBRAC B |
| Exchange | London Stock Exchange |
| Currency | SEK |
| Sector | Technology |
| Security type | Stock |
| Market cap (m) | 2,982 EUR |
| Benchmark | OMX STOCKHOLM 30 INDEX |

Market data

| | |
|-------------------|-------------------|
| Bid (Bid size) | 24.68 SEK (283) |
| Ask (Ask size) | 42.00 SEK (6,000) |
| Open | 23.6765 SEK |
| High | 23.6765 SEK |
| Low | 23.6765 SEK |
| Close (prev. day) | 30.00 SEK |
| VWAP | 23.6765 SEK |
| Volume (pcs) | 71,650 |
| Trading volume | 1,682,215.33 |
| Number of trades | 2 |
| Last size | 71,050 |

Futures and Options











| | |
|-----------------|----|
| Related Futures | 28 |
| Related Options | - |



5y

Information about previous performance does not guarantee future performance.
Source: FactSet

Recent research

| on sector | | | |
|------------|---|---------------------------|---|
| Date | | Headline | Download |
| 2024/07/26 |  | Equity Weekly |  |
| 2024/07/24 |  | Global Equity Ratings |  |
| 2024/07/24 |  | Aktienempfehlungen Global |  |
| 2024/07/15 |  | Aktienempfehlungen Global |  |
| 2024/07/12 |  | Global Equity Ratings |  |

Details

2024/07/22 13:25:46

Price

23.6765 SEK

Difference ▼ -21.08% (-6.32)

General attributes

| | |
|----------------|------------------------|
| ISIN | SE0016828511 |
| Symbol | EMBRAC B |
| Exchange | London Stock Exchange |
| Currency | SEK |
| Sector | Technology |
| Security type | Stock |
| Market cap (m) | 2,982 EUR |
| Benchmark | OMX STOCKHOLM 30 INDEX |

Market data

| | |
|-------------------|-------------------|
| Bid (Bid size) | 24.68 SEK (283) |
| Ask (Ask size) | 42.00 SEK (6,000) |
| Open | 23.6765 SEK |
| High | 23.6765 SEK |
| Low | 23.6765 SEK |
| Close (prev. day) | 30.00 SEK |
| VWAP | 23.6765 SEK |
| Volume (pcs) | 71,650 |
| Trading volume | 1,682,215.33 |
| Number of trades | 2 |
| Last size | 71,050 |

Performance and Risk

| | 6m | 1y | 3y |
|-------------|------|------|-------|
| Perf (%) | - | - | - |
| Perf (abs.) | - | - | - |
| Beta | 0.52 | 1.52 | 1.30 |
| Volatility | - | - | 32.89 |

5y



Information about previous performance does not guarantee future performance.

Source: FactSet

Price data

| | |
|---|--------------------------|
| Ø price 5 days Ø volume 5 days (pcs.) | 23.6765 SEK (14,442) |
| Ø price 30 days Ø volume 30 days (pcs.) | 23.6765 SEK (2,773) |
| Ø price 100 days Ø volume 100 days (pcs.) | 22.9795 SEK (2,937) |
| Ø price 250 days Ø volume 250 days (pcs.) | 24.5509 SEK (1,644) |
| YTD High date | 30.0000 SEK (2024/05/22) |
| YTD Low date | 15.2620 SEK (2024/03/15) |
| 52 Weeks High date | 30.0000 SEK (2024/05/22) |
| 52 Weeks Low date | 15.2620 SEK (2024/03/15) |

Arbitrage views

| Exchange | Date | Time | Price | Trading volume (mio.) | Number of trades |
|------------------|------------|-------|-------------|-----------------------|------------------|
| Tradegate | 2024/07/26 | 22:26 | 2.328 EUR | 0.01 | 7 |
| Stuttgart | 2024/07/26 | 15:08 | 2.288 EUR | 0.00 | 10 |
| Nasdaq Stockholm | 2024/07/26 | 18:00 | 27.25 SEK | 129.13 | 4,362 |
| Munich | 2024/07/26 | 08:19 | 2.288 EUR | 0.00 | 2 |
| London Stock | 2024/07/26 | 13:25 | 23.6765 SEK | 1.68 | 2 |

| | | | | | | |
|------------------------|------------|-------|-----------|------|--|----|
| Exchange | 22 | | | | | |
| Frankfurt | 2024/07/26 | 17:15 | 2.263 EUR | 0.00 | | 6 |
| FINRA other OTC Issues | 2024/07/19 | 15:45 | 2.22 USD | 0.00 | | 1 |
| Duesseldorf | 2024/07/26 | 19:30 | 2.244 EUR | 0.00 | | 6 |
| Berlin | 2024/07/26 | 21:43 | 2.324 EUR | 0.00 | | 17 |

Company profile

Company Logo



Company Profile

-

Contact Details

EMBRACER GROUP

--

Telefon: -

Fax: -

E-mail: -