

MASON GRAPHITE INC

ISIN: CA57532C1005 WKN: -

Overview

2023/06/22 15:55:12

Price
0.24 CADDifference  -79.66% (-0.94)

General attributes

ISIN	CA57532C1005
Symbol	LLG
Exchange	London Stock Exchange
Currency	CAD
Sector	Energy / Commodities
Security type	Stock
Market cap (m)	9 EUR
Benchmark	S&P/TSX 60 INDEX

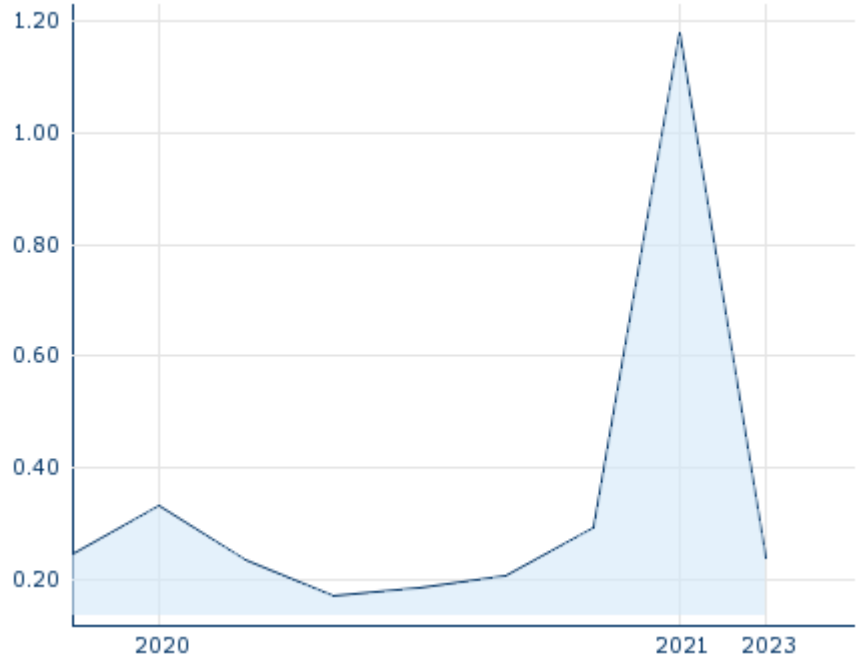
Market data

Bid (Bid size)	-
Ask (Ask size)	-
Open	0.24 CAD
High	0.24 CAD
Low	0.24 CAD
Close (prev. day)	1.18 CAD
VWAP	0.24 CAD
Volume (pcs)	17,931
Trading volume	4,303.44
Number of trades	1
Last size	17,931

Futures and Options











Related Futures	-
Related Options	-

5y



Information about previous performance does not guarantee future performance.
Source: FactSet

Recent research

on sector			
Date		Headline	Download
2024/07/26		Equity Weekly	
2024/07/24		Global Equity Ratings	
2024/07/24		Aktienempfehlungen Global	
2024/07/15		Aktienempfehlungen Global	
2024/07/12		Equity Weekly	

Details

2023/06/22 15:55:12

Price

0.24 CAD

Difference 📉 -79.66% (-0.94)

General attributes

ISIN	CA57532C1005
Symbol	LLG
Exchange	London Stock Exchange
Currency	CAD
Sector	Energy / Commodities
Security type	Stock
Market cap (m)	9 EUR
Benchmark	S&P/TSX 60 INDEX

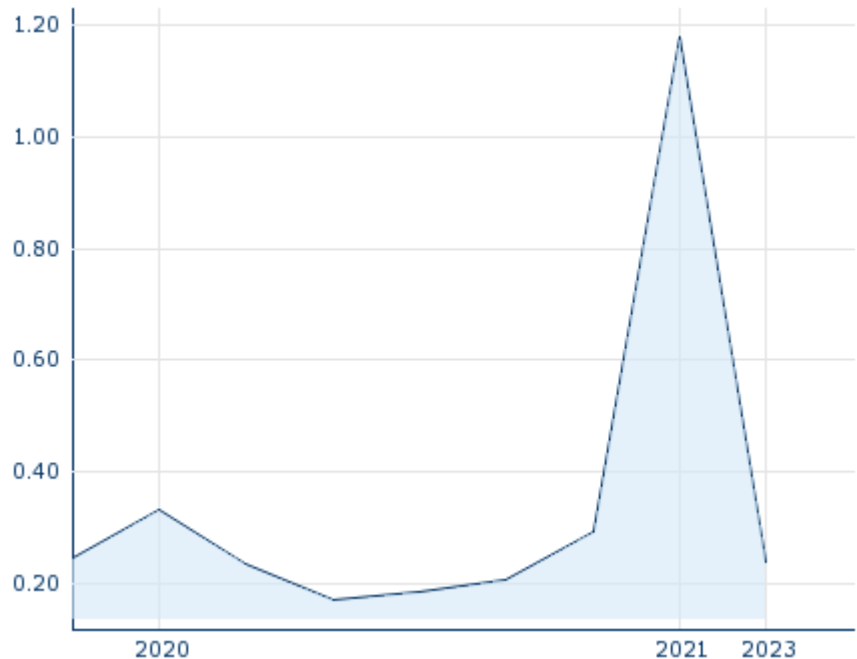
Market data

Bid (Bid size)	-
Ask (Ask size)	-
Open	0.24 CAD
High	0.24 CAD
Low	0.24 CAD
Close (prev. day)	1.18 CAD
VWAP	0.24 CAD
Volume (pcs)	17,931
Trading volume	4,303.44
Number of trades	1
Last size	17,931

Performance and Risk

	6m	1y	3y
Perf (%)	-	-	-
Perf (abs.)	-	-	-
Beta	0.80	0.08	1.20
Volatility	-	-	-

5y



Information about previous performance does not guarantee future performance.
Source: FactSet

Price data

Ø price 5 days Ø volume 5 days (pcs.)	- CAD (-)
Ø price 30 days Ø volume 30 days (pcs.)	- CAD (-)
Ø price 100 days Ø volume 100 days (pcs.)	- CAD (382)
Ø price 250 days Ø volume 250 days (pcs.)	0.24 CAD (447)
YTD High date	- CAD (-)
YTD Low date	- CAD (-)
52 Weeks High date	0.24 CAD (2023/06/22)
52 Weeks Low date	0.24 CAD (2023/06/22)

All listings for MASON GRAPHITE INC

Exchange 📍	Date	Time	Price	Trading volume (mio.)	Number of trades
Tradegate	2024/07/26	22:02	0.0602 EUR	0.00	1
TSX Venture Exchange	2024/07/26	20:30	0.095 CAD	0.02	28
Stuttgart	2024/07/26	14:44	0.0472 EUR	0.00	5
Munich	2024/07/26	08:00	0.0348 EUR	0.00	2
London Stock	2023/06/22	15:55	0.24 CAD	0.00	1

Exchange	22
Frankfurt	2024/07/ 08:10 0.0372 EUR 0.00 26 2
FINRA other OTC Issues	2024/07/ 19:19 0.0683 USD 0.00 26 10
Duesseldorf	2024/07/ 19:32 0.0594 EUR 0.00 26 7
Berlin	2024/07/ 20:48 0.0616 EUR 0.00 26 20

Company profile

Company Logo

Contact Details

MASON GRAPHITE

--

Telefon: -

Fax: -

E-mail: -

Company Profile

-