

## MASON GRAPHITE INC

ISIN: CA57532C1005 WKN: -

## Overview

2023/06/22 15:55:12

Price  
0.24 CADDifference  -79.66% (-0.94)

## General attributes

ISIN	CA57532C1005
Symbol	LLG
Exchange	London Stock Exchange
Currency	CAD
Sector	Energy / Commodities
Security type	Stock
Market cap (m)	10 EUR
Benchmark	S&P/TSX 60 INDEX

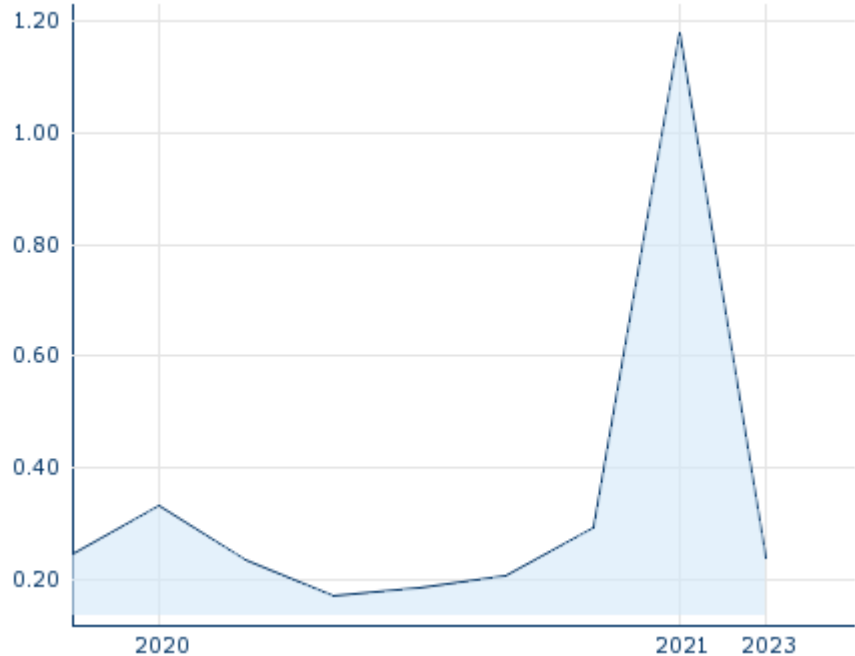
## Market data

Bid (Bid size)	-
Ask (Ask size)	-
Open	0.24 CAD
High	0.24 CAD
Low	0.24 CAD
Close (prev. day)	1.18 CAD
VWAP	0.24 CAD
Volume (pcs)	17,931
Trading volume	4,303.44
Number of trades	1
Last size	17,931

## Futures and Options




Related Futures	-
Related Options	-

5y



Information about previous performance does not guarantee future performance.  
Source: FactSet

## Recent research

on sector		
Date	Headline	Download
2024/07/09	 Aktienempfehlungen Österreich	
2024/06/24	 Aktienempfehlungen Österreich	
2024/06/21	 Global Equity Ratings	
2024/06/21	 Aktienempfehlungen Global	
2024/06/14	 Equity Weekly	

## Details

2023/06/22 15:55:12

**Price**  
0.24 CAD

**Difference** 📉 -79.66% (-0.94)

## General attributes

ISIN	CA57532C1005
Symbol	LLG
Exchange	London Stock Exchange
Currency	CAD
Sector	Energy / Commodities
Security type	Stock
Market cap (m)	10 EUR
Benchmark	S&P/TSX 60 INDEX

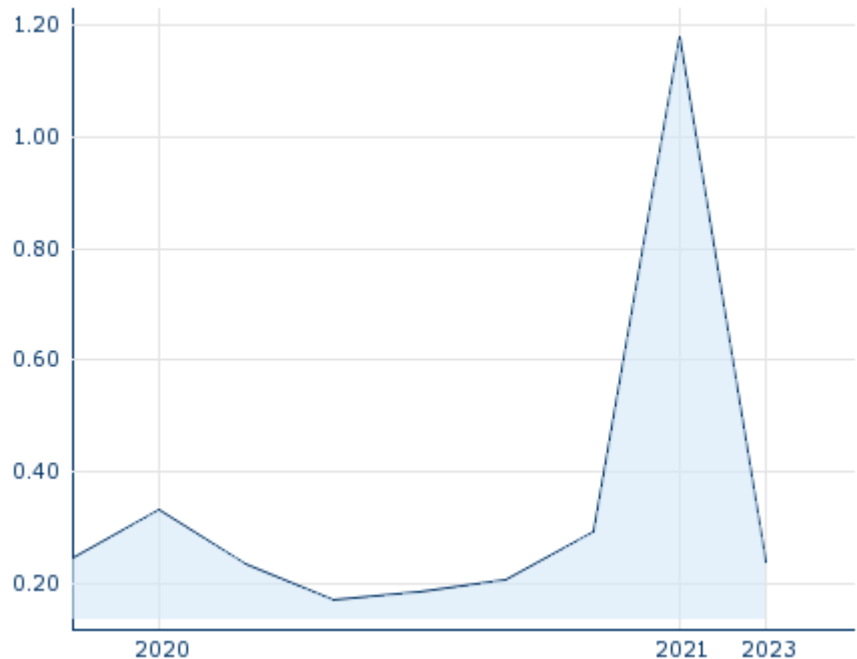
## Market data

Bid (Bid size)	-
Ask (Ask size)	-
Open	0.24 CAD
High	0.24 CAD
Low	0.24 CAD
Close (prev. day)	1.18 CAD
VWAP	0.24 CAD
Volume (pcs)	17,931
Trading volume	4,303.44
Number of trades	1
Last size	17,931

## Performance and Risk

	6m	1y	3y
Perf (%)	-	-	-
Perf (abs.)	-	-	-
Beta	0.21	-0.14	1.15
Volatility	-	-	-

5y



Information about previous performance does not guarantee future performance.  
Source: FactSet

## Price data

Ø price 5 days   Ø volume 5 days (pcs.)	- CAD (-)
Ø price 30 days   Ø volume 30 days (pcs.)	- CAD (-)
Ø price 100 days   Ø volume 100 days (pcs.)	- CAD (382)
Ø price 250 days   Ø volume 250 days (pcs.)	0.24 CAD (447)
YTD High   date	- CAD (-)
YTD Low   date	- CAD (-)
52 Weeks High   date	0.24 CAD (2023/06/22)
52 Weeks Low   date	0.24 CAD (2023/06/22)

## Arbitrage views

Exchange	Date	Time	Price	Trading volume (mio.)	Number of trades
Tradegate	2024/07/11	22:02	0.066 EUR	0.00	1
TSX Venture Exchange	2024/07/11	18:33	0.10 CAD	0.00	13
Stuttgart	2024/07/11	21:55	0.0604 EUR	0.00	15
Munich	2024/07/11	08:00	0.0558 EUR	0.00	1
London Stock	2023/06/22	15:55	0.24 CAD	0.00	1

Exchange	22					
Frankfurt	2024/07/11	13:09	0.0582	EUR	0.00	2
FINRA other OTC Issues	2024/07/11	21:49	0.0706	USD	0.00	8
Duesseldorf	2024/07/11	19:32	0.0602	EUR	0.00	6
Berlin	2024/07/11	20:48	0.0658	EUR	0.00	21

## Company profile

### Company Logo

#### Contact Details

MASON GRAPHITE

--

----

Telefon: -

Fax: -

E-mail: -

### Company Profile

-