

ANORTECH INC.

ISIN: CA03634T1049 WKN: -

Overview

2018/05/21 17:59:42

Price
0.45 CADDifference  -2.17% (-0.01)

General attributes

ISIN	CA03634T1049
Symbol	ANOR
Exchange	London Stock Exchange
Currency	CAD
Sector	Energy / Commodities
Security type	Stock
Market cap (m)	2 EUR
Benchmark	S&P/TSX 60 INDEX

Market data

Bid (Bid size)	-
Ask (Ask size)	-
Open	0.45 CAD
High	0.45 CAD
Low	0.45 CAD
Close (prev. day)	0.46 CAD
VWAP	-
Volume (pcs)	-
Trading volume	-
Number of trades	1
Last size	-

Futures and Options






Related Futures	-
Related Options	-

5y

Chart
not available

Information about previous performance does not guarantee future performance.
Source: FactSet

Recent research

on sector	Date	Headline	Download
	2024/07/26	 Equity Weekly	
	2024/07/24	 Global Equity Ratings	
	2024/07/24	 Aktienempfehlungen Global	
	2024/07/15	 Aktienempfehlungen Global	
	2024/07/12	 Equity Weekly	

Details

2018/05/21 17:59:42

Price
0.45 CAD

Difference  -2.17% (-0.01)

General attributes

ISIN	CA03634T1049
Symbol	ANOR
Exchange	London Stock Exchange
Currency	CAD
Sector	Energy / Commodities
Security type	Stock
Market cap (m)	2 EUR
Benchmark	S&P/TSX 60 INDEX

Market data

Bid (Bid size)	-
Ask (Ask size)	-
Open	0.45 CAD
High	0.45 CAD
Low	0.45 CAD
Close (prev. day)	0.46 CAD
VWAP	-
Volume (pcs)	-
Trading volume	-
Number of trades	1
Last size	-

Performance and Risk

	6m	1y	3y
Perf (%)	-	-	-
Perf (abs.)	-	-	-
Beta	-1.02	-0.15	0.96
Volatility	79.57	79.57	79.57

5y

Chart
not available

Information about previous performance does not guarantee future performance.
Source: FactSet

Price data

Ø price 5 days Ø volume 5 days (pcs.)	0.45 CAD (0)
Ø price 30 days Ø volume 30 days (pcs.)	0.49 CAD (0)
Ø price 100 days Ø volume 100 days (pcs.)	- CAD (0)
Ø price 250 days Ø volume 250 days (pcs.)	- CAD (0)
YTD High date	0.60 CAD (2018/01/25)
YTD Low date	0.44 CAD (2018/05/10)
52 Weeks High date	0.60 CAD (2018/01/25)
52 Weeks Low date	0.44 CAD (2018/05/10)

All listings for ANORTECH INC.

Exchange 	Date	Time	Price	Trading volume (mio.)	Number of trades
TSX Venture Exchange	2024/07/26	15:30	0.02 CAD	0.00	2
Stuttgart	2024/07/26	14:44	0.008 EUR	0.00	4
London Stock Exchange	2018/05/21	17:59	0.45 CAD	0.00	1
Frankfurt	2024/07/26	08:05	0.0085 EUR	0.00	2
FINRA other OTC	2024/07/26	15:30	0.0109 USD	0.00	1

Issues	23
Berlin	2024/07/ 20:48 0.0155 EUR 0.00 20 26

Company profile

Company Logo

ANORTECH

Company Profile

-

Contact Details

ANORTECH

--

West Georgia Street, Suite 1500 701 V7Y
1C6 Vancouver

Telefon: +1 778-373-2164

Fax: -

E-mail: info@anortechinc.com