

FOMENTO ECONOMICO MEXICANO SAB DE CV SP. ADR

ISIN: **US3444191064** WKN: **344419106**

Overview

2022/04/05 15:40:54

Price

81.9559 USD

Difference  41.79% (24.15)

General attributes

ISIN	US3444191064
Symbol	FMX
Exchange	London Stock Exchange
Currency	USD
Sector	Commerce
Security type	Stock
Market cap (m)	382 EUR
Benchmark	DJ BNY MELLON LAT AM ADR

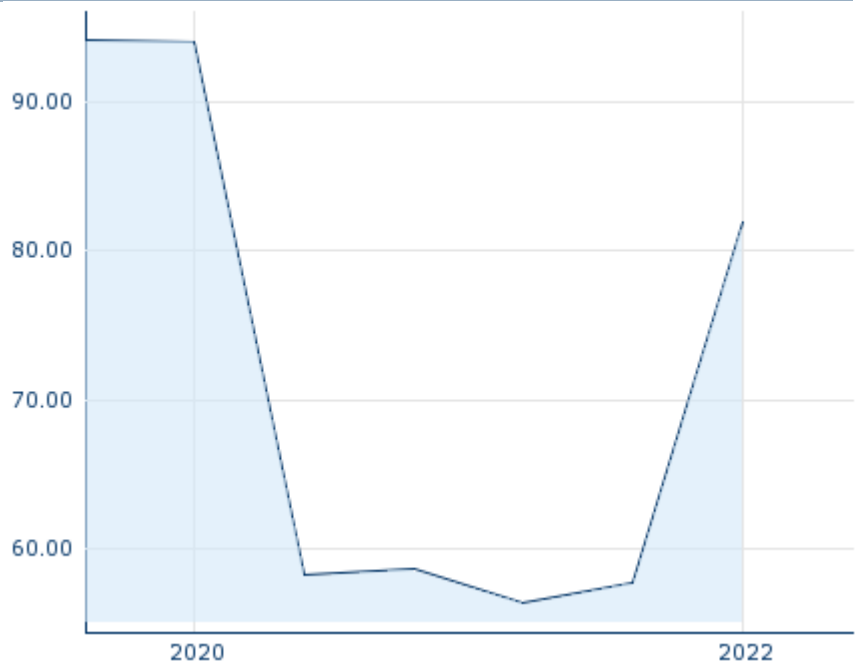
Market data

Bid (Bid size)	-
Ask (Ask size)	-
Open	81.9559 USD
High	81.9559 USD
Low	81.9559 USD
Close (prev. day)	57.8022 USD
VWAP	81.95588 USD
Volume (pcs)	170
Trading volume	13,932.50
Number of trades	1
Last size	170

Futures and Options











Related Futures	-
Related Options	-

5y



Information about previous performance does not guarantee future performance.
Source: FactSet

Recent research

on instrument		on sector	
Date	Headline	Download	
2024/07/24	 Global Equity Ratings		
2024/07/24	 Aktienempfehlungen Global		
2024/07/15	 Aktienempfehlungen Global		
2024/07/12	 Global Equity Ratings		
2024/06/21	 Global Equity Ratings		

Details

2022/04/05 15:40:54

Price

81.9559 USD

Difference ▲ 41.79% (24.15)

General attributes

ISIN	US3444191064
Symbol	FMX
Exchange	London Stock Exchange
Currency	USD
Sector	Commerce
Security type	Stock
Market cap (m)	382 EUR
Benchmark	DJ BNY MELLON LAT AM ADR

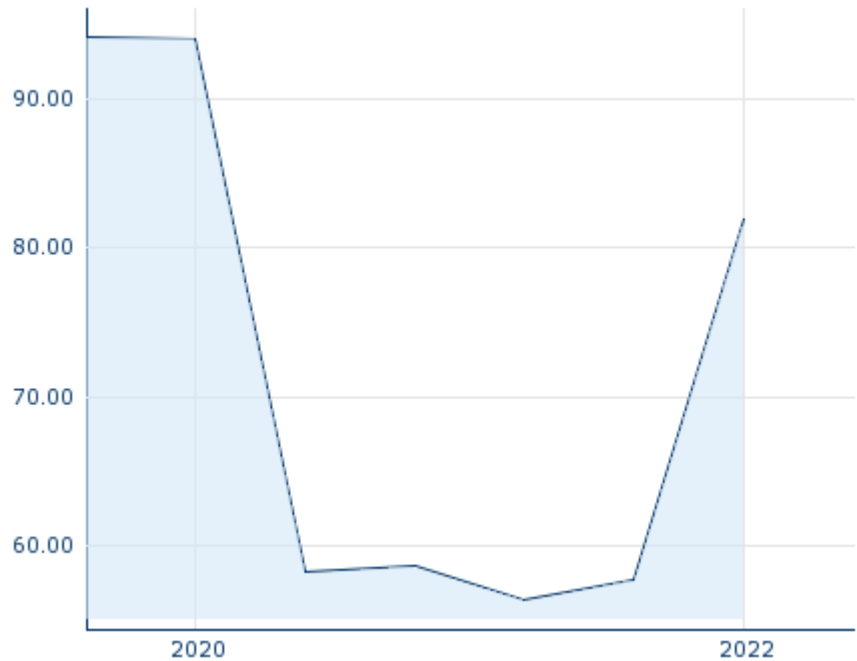
Market data

Bid (Bid size)	-
Ask (Ask size)	-
Open	81.9559 USD
High	81.9559 USD
Low	81.9559 USD
Close (prev. day)	57.8022 USD
VWAP	81.95588 USD
Volume (pcs)	170
Trading volume	13,932.50
Number of trades	1
Last size	170

Performance and Risk

	6m	1y	3y
Perf (%)	-	-	-
Perf (abs.)	-	-	-
Beta	0.76	0.71	0.45
Volatility	-	-	-

5y



Information about previous performance does not guarantee future performance.

Source: FactSet

Price data

Ø price 5 days Ø volume 5 days (pcs.)	- USD (-)
Ø price 30 days Ø volume 30 days (pcs.)	- USD (5)
Ø price 100 days Ø volume 100 days (pcs.)	- USD (6)
Ø price 250 days Ø volume 250 days (pcs.)	- USD (12)
YTD High date	- USD (-)
YTD Low date	- USD (-)
52 Weeks High date	- USD (-)
52 Weeks Low date	- USD (-)

Arbitrage views

Exchange ⊕	Date	Time	Price	Trading volume (mio.)	Number of trades
Tradegate	2024/07/26	22:02	101.00 EUR	0.00	1
Stuttgart	2024/07/26	15:08	99.50 EUR	0.00	10
NYSE	2024/07/26	22:00	109.57 USD	55.34	9,199
Munich	2024/07/26	08:02	101.00 EUR	0.00	1
London Stock	2022/04/	15:40	81.9559 USD	0.01	1

Exchange	05					
Frankfurt	2024/07/ 26	08:09	99.00 EUR	0.00		2
Duesseldorf	2024/07/ 26	19:31	100.00 EUR	0.00		5

Company profile

Company Logo



Company Profile

-

Contact Details

FOMENTO ECONOMICO MEXICANO SAB

--

General Anaya 601 Pte., Colonia Bella Vista
-- 64410 Monterrey, Nuevo Leon

Telefon: +52 - 8 - 328 - 6000

Fax: +52 - 8 - 328 - 6080

E-mail: -