

## ARISTA NETWORKS INC.

ISIN: **US0404131064** WKN: **040413106**

## Overview

2024/07/18 17:51:07

Price  
299.55 EURDifference  -3.29% (-10.20)

## General attributes

ISIN	US0404131064
Symbol	ANET
Exchange	Munich
Currency	EUR
Sector	Software
Security type	Stock
Market cap (m)	95,278 EUR
Benchmark	S&P 500

## Market data

Bid (Bid size)	-
Ask (Ask size)	-
Open	309.75 EUR
High	309.75 EUR
Low	299.55 EUR
Close (prev. day)	309.75 EUR
VWAP	299.60833 EUR
Volume (pcs)	6
Trading volume	1,797.65
Number of trades	3
Last size	5

## Futures and Options











Related Futures	-
Related Options	-

5y



Information about previous performance does not guarantee future performance.  
Source: FactSet

## Recent research

on instrument	on sector	on market
<b>Date</b>	<b>Headline</b>	<b>Download</b>
2024/07/15	 Aktienempfehlungen Global	
2024/07/12	 Global Equity Ratings	
2024/06/21	 Global Equity Ratings	
2024/06/21	 Aktienempfehlungen Global	
2024/06/14	 Global Equity Ratings	

## Details

2024/07/18 17:51:07

### Price

299.55 EUR

 Difference ▼ -3.29% (-10.20)

### General attributes

ISIN	US0404131064
Symbol	ANET
Exchange	Munich
Currency	EUR
Sector	Software
Security type	Stock
Market cap (m)	95,278 EUR
Benchmark	S&P 500

### Market data

Bid (Bid size)	-
Ask (Ask size)	-
Open	309.75 EUR
High	309.75 EUR
Low	299.55 EUR
Close (prev. day)	309.75 EUR
VWAP	299.60833 EUR
Volume (pcs)	6
Trading volume	1,797.65
Number of trades	3
Last size	5

### Performance and Risk

	6m	1y	3y
Perf (%)	+30.58%	+98.64%	+284.28%
Perf (abs.)	+70.15	+148.75	+221.60
Beta	2.47	1.78	1.44
Volatility	43.18	46.00	41.73

5y



Information about previous performance does not guarantee future performance.  
Source: FactSet

### Price data

Ø price 5 days   Ø volume 5 days (pcs.)	321.61 EUR (3)
Ø price 30 days   Ø volume 30 days (pcs.)	316.31 EUR (10)
Ø price 100 days   Ø volume 100 days (pcs.)	281.35 EUR (13)
Ø price 250 days   Ø volume 250 days (pcs.)	231.66 EUR (14)
YTD High   date	341.50 EUR (2024/07/09)
YTD Low   date	210.70 EUR (2024/01/04)
52 Weeks High   date	341.50 EUR (2024/07/09)
52 Weeks Low   date	137.30 EUR (2023/07/28)

### Arbitrage views

Exchange <span>⊕</span>	Date	Time	Price	Trading volume (mio.)	Number of trades
Vienna Stock Exchange	2024/07/18	17:32	302.05 EUR	0.00	5
Tradegate	2024/07/18	22:26	305.05 EUR	1.27	132
Stuttgart	2024/07/18	18:05	299.00 EUR	0.05	14
NYSE	2024/07/18	22:00	332.63 USD	818.91	51,767
Munich	2024/07/18	17:51	299.55 EUR	0.00	3

	18						
London Stock Exchange	2024/07/15	16:23	366.52 USD	0.01			1
Hanover	2024/07/18	18:46	299.70 EUR	0.04			3
Frankfurt	2024/07/18	18:08	299.95 EUR	0.52			21
Duesseldorf	2024/07/18	19:30	302.00 EUR	0.00			7
Berlin	2024/07/18	08:07	308.05 EUR	0.00			1

## Company profile

### Company Logo



### Contact Details

ARISTA NETWORKS INC.

--

5453 Great America Parkway - 95054 Santa Clara

Telefon: +1-408-547-5500

Fax: +1-408-538-8920

E-mail: [info@arista.com](mailto:info@arista.com)

### Company Profile

-

#### Members of Management Board

Kenneth Duda Member of Board of Directors

Charles Giancarlo Member of Board of Directors

Daniel Scheinman Member of Board of Directors

Kelly Battles Member of Board of Directors

Lewis Chew Member of Board of Directors

Mark Templeton Member of Board of Directors

Yvonne Wassenaar Member of Board of Directors

Jayshree Ullal Chairman of Managing Board

Andy Bechtolsheim Member of Executive Committee

Anshul Sadana Member of Executive Committee

Chantelle Breithaupt Member of Executive Committee

Hugh Holbrook Member of Executive Committee

John McCool Member of Executive Committee

Kenneth Duda Member of Executive Committee

Marc Taxay Member of Executive Committee