

ACLARIS THERAPEUTICS INC.

ISIN: **US00461U1051** WKN: **00461U105**

Overview

2024/02/29 16:00:04

Price
1.25 USD

Difference  31.58% (0.30)

General attributes

ISIN	US00461U1051
Symbol	ACRS
Exchange	London Stock Exchange
Currency	USD
Sector	Chemical / Pharmaceutical / Health
Security type	Stock
Market cap (m)	84 EUR
Benchmark	S&P 500

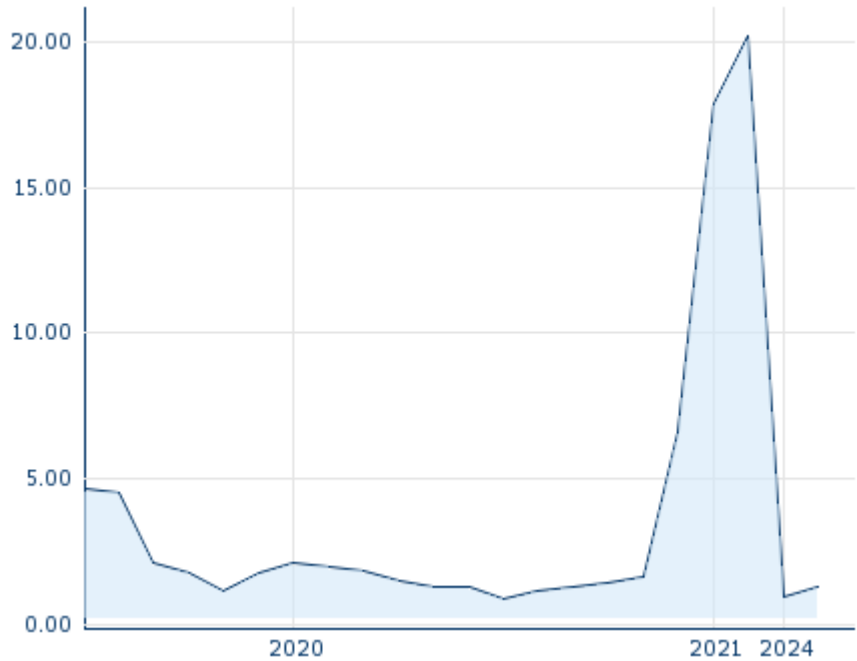
Market data

Bid (Bid size)	-
Ask (Ask size)	-
Open	1.25 USD
High	1.25 USD
Low	1.25 USD
Close (prev. day)	0.95 USD
VWAP	1.25 USD
Volume (pcs)	2,081
Trading volume	2,601.25
Number of trades	1
Last size	2,081

Futures and Options




Related Futures	-
Related Options	-

5y



Information about previous performance does not guarantee future performance.
Source: FactSet

Recent research

on sector		on market	
Date		Headline	Download
2024/04/29		Aktienempfehlungen Österreich	
2024/04/26		Global Equity Ratings	
2024/04/26		Aktienempfehlungen Global	
2024/04/15		Aktienempfehlungen Österreich	
2024/04/03		Global Equity Ratings	

Details

2024/02/29 16:00:04

Price

1.25 USD

Difference ▲ 31.58% (0.30)

General attributes

ISIN	US00461U1051
Symbol	ACRS
Exchange	London Stock Exchange
Currency	USD
Sector	Chemical / Pharmaceutical / Health
Security type	Stock
Market cap (m)	84 EUR
Benchmark	S&P 500

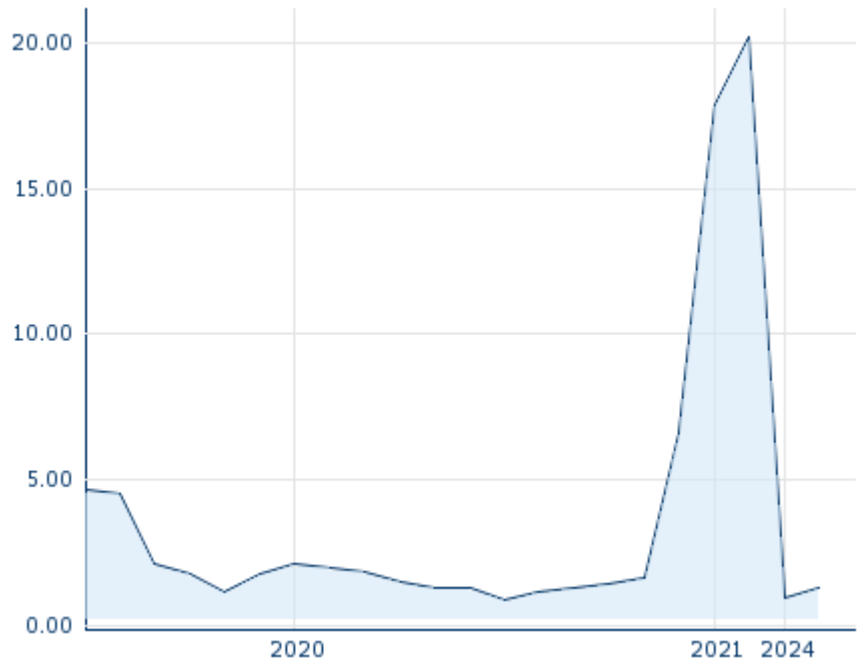
Market data

Bid (Bid size)	-
Ask (Ask size)	-
Open	1.25 USD
High	1.25 USD
Low	1.25 USD
Close (prev. day)	0.95 USD
VWAP	1.25 USD
Volume (pcs)	2,081
Trading volume	2,601.25
Number of trades	1
Last size	2,081

Performance and Risk

	6m	1y	3y
Perf (%)	-	-	-
Perf (abs.)	-	-	-
Beta	1.45	1.47	1.08
Volatility	-	-	-

5y



Information about previous performance does not guarantee future performance.
Source: FactSet

Price data

Ø price 5 days Ø volume 5 days (pcs.)	- USD (-)
Ø price 30 days Ø volume 30 days (pcs.)	1.25 USD (1,048)
Ø price 100 days Ø volume 100 days (pcs.)	1.10 USD (538)
Ø price 250 days Ø volume 250 days (pcs.)	1.10 USD (219)
YTD High date	1.25 USD (2024/02/29)
YTD Low date	0.95 USD (2024/01/12)
52 Weeks High date	1.25 USD (2024/02/29)
52 Weeks Low date	0.95 USD (2024/01/12)

Arbitrage views

Exchange	Date	Time	Price	Trading volume (mio.)	Number of trades
Tradegate	2024/05/02	21:00	1.2095 EUR	0.03	9
Stuttgart	2024/05/02	18:49	1.156 EUR	0.00	4
Nasdaq	2024/05/02	21:50	1.30 USD	0.87	2,036
Munich	2024/05/02	08:04	1.1405 EUR	0.00	1
London Stock	2024/02/29	16:00	1.25 USD	0.00	1

Exchange	29						
Frankfurt	2024/05/02	08:02	1.1405	EUR	0.00		1
Duesseldorf	2024/05/02	19:32	1.1635	EUR	0.00		5
Berlin	2024/05/02	20:30	1.187	EUR	0.00		17

Company profile

Company Logo



Company Profile

-

Contact Details

ACLARIS THERAPEUTICS

--

Telefon: -

Fax: -

E-mail: -