



# ORPHAZYME A/S

ISIN:

DK0060910917

WKN: -

## Overview

2022/07/07 17:36:25

Price

1.9996 DKK

Difference  -96.00% (-48.00)

### General attributes

ISIN DK0060910917

Symbol ORPHA

Exchange London Stock Exchange

Currency DKK

Sector Chemical / Pharmaceutical / Health

Security type Stock

Market cap (m) 6 EUR

Benchmark OMX COPENHAGEN 20

### Market data

Bid (Bid size) -

Ask (Ask size) -

Open 1.9996 DKK

High 1.9996 DKK

Low 1.9996 DKK

Close (prev. day) 49.9996 DKK

VWAP 1.99957 DKK

Volume (pcs) 23,550

Trading volume 47,089.87

Number of trades 1

Last size 23,550

### Futures and Options











Related Futures -

Related Options -



Information about previous performance does not guarantee future performance.  
Source: FactSet

### Recent research

on sector			
Date		Headline	Download
2022/10/07		Equity Weekly	
2022/10/05		Global Equity Ratings	
2022/10/05		Aktienempfehlungen Global	
2022/09/26		Global Equity Ratings	
2022/09/26		Aktienempfehlungen Global	

## Details

2022/07/07 17:36:25

## Price

1.9996 DKK

Difference 📉 -96.00% (-48.00)

## General attributes

ISIN	DK0060910917
Symbol	ORPHA
Exchange	London Stock Exchange
Currency	DKK
Sector	Chemical / Pharmaceutical / Health
Security type	Stock
Market cap (m)	6 EUR
Benchmark	OMX COPENHAGEN 20

## Market data

Bid (Bid size)	-
Ask (Ask size)	-
Open	1.9996 DKK
High	1.9996 DKK
Low	1.9996 DKK
Close (prev. day)	49.9996 DKK
VWAP	1.99957 DKK
Volume (pcs)	23,550
Trading volume	47,089.87
Number of trades	1
Last size	23,550

## Performance and Risk

	6m	1y	3y
Perf (%)	-	-	-
Perf (abs.)	-	-	-
Beta	0.99	0.62	0.64
Volatility	-	-	183.41



Information about previous performance does not guarantee future performance.

Source: FactSet

## Price data

Ø price 5 days   Ø volume 5 days (pcs.)	0.3999 DKK (5,797)
Ø price 30 days   Ø volume 30 days (pcs.)	18.0273 DKK (13,619)
Ø price 100 days   Ø volume 100 days (pcs.)	52.4292 DKK (6,134)
Ø price 250 days   Ø volume 250 days (pcs.)	- DKK (4,578)
YTD High   date	1.9996 DKK (2022/07/07)
YTD Low   date	1.9996 DKK (2022/07/07)
52 Weeks High   date	1.9996 DKK (2022/07/07)
52 Weeks Low   date	1.9996 DKK (2022/07/07)

## Arbitrage views

Exchange	Date	Time	Price	Trading volume (mio.)	Number of trades
Tradegate	2022/10/07	22:02	0.1683 EUR	0.00	1
Stuttgart	2022/10/07	16:16	0.1641 EUR	0.00	5
Nasdaq Copenhagen	2022/10/07	16:12	1.269 DKK	0.12	26
London Stock Exchange	2022/07/07	17:36	1.9996 DKK	0.05	1
Frankfurt	2022/10/07	08:03	0.1629 EUR	0.00	1

	07						
FINRA other OTC Issues	2022/06/ 07	21:20	0.3906 USD	0.00		1	
Berlin	2022/10/ 07	21:34	0.1677 EUR	0.00		15	

## Company profile

### Company Logo



### Company Profile

-

### Contact Details

ORPHAZYME

--

----

Telefon: -

Fax: -

E-mail: -