

LEADING EDGE MATERIALS CORP.

ISIN: CA52171T1003 WKN: -

Overview

2023/03/21 15:44:52

Price
0.175 CADDifference  -14.63% (-0.03)

General attributes

ISIN	CA52171T1003
Symbol	LEMSE
Exchange	London Stock Exchange
Currency	CAD
Sector	Energy / Commodities
Security type	Stock
Market cap (m)	14 EUR
Benchmark	S&P/TSX 60 INDEX

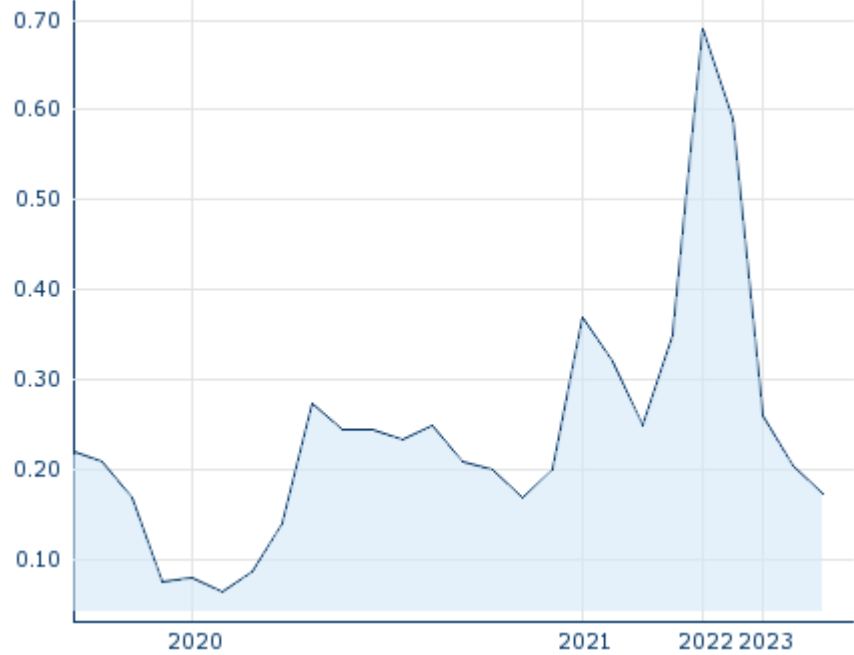
Market data

Bid (Bid size)	-
Ask (Ask size)	-
Open	0.175 CAD
High	0.175 CAD
Low	0.175 CAD
Close (prev. day)	0.205 CAD
VWAP	0.175 CAD
Volume (pcs)	10,421
Trading volume	1,823.68
Number of trades	1
Last size	10,421

Futures and Options







Related Futures	-
Related Options	-

5y



Information about previous performance does not guarantee future performance.
Source: FactSet

Recent research

on sector			
Date		Headline	Download
2024/07/26		Equity Weekly	
2024/07/24		Global Equity Ratings	
2024/07/24		Aktienempfehlungen Global	
2024/07/15		Aktienempfehlungen Global	
2024/07/12		Equity Weekly	

Details

2023/03/21 15:44:52

Price

0.175 CAD

Difference  -14.63% (-0.03)

General attributes

ISIN	CA52171T1003
Symbol	LEMSE
Exchange	London Stock Exchange
Currency	CAD
Sector	Energy / Commodities
Security type	Stock
Market cap (m)	14 EUR
Benchmark	S&P/TSX 60 INDEX

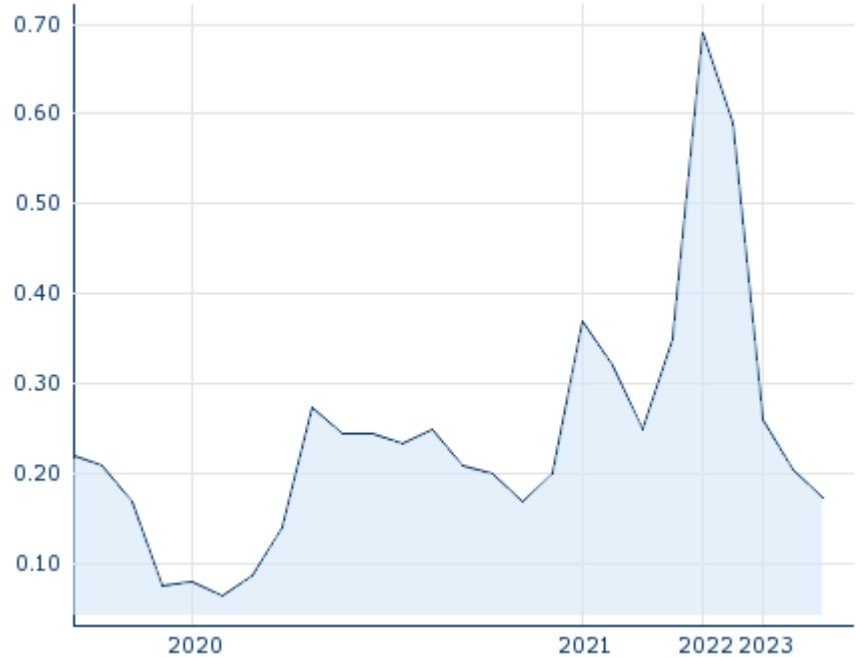
Market data

Bid (Bid size)	-
Ask (Ask size)	-
Open	0.175 CAD
High	0.175 CAD
Low	0.175 CAD
Close (prev. day)	0.205 CAD
VWAP	0.175 CAD
Volume (pcs)	10,421
Trading volume	1,823.68
Number of trades	1
Last size	10,421

Performance and Risk

	6m	1y	3y
Perf (%)	-	-	-
Perf (abs.)	-	-	-
Beta	-0.50	0.29	1.09
Volatility	-	-	-

5y



Information about previous performance does not guarantee future performance.
Source: FactSet

Price data

Ø price 5 days Ø volume 5 days (pcs.)	- CAD (-)
Ø price 30 days Ø volume 30 days (pcs.)	- CAD (296)
Ø price 100 days Ø volume 100 days (pcs.)	- CAD (230)
Ø price 250 days Ø volume 250 days (pcs.)	- CAD (622)
YTD High date	- CAD (-)
YTD Low date	- CAD (-)
52 Weeks High date	- CAD (-)
52 Weeks Low date	- CAD (-)

All listings for LEADING EDGE MATERIALS CORP.

Exchange 	Date	Time	Price	Trading volume (mio.)	Number of trades
TSX Venture Exchange	2024/07/26	18:05	0.105 CAD	0.00	2
Stuttgart	2024/07/26	14:44	0.0566 EUR	0.00	4
London Stock Exchange	2023/03/21	15:44	0.175 CAD	0.00	1
Frankfurt	2024/07/26	08:05	0.0602 EUR	0.00	2
First North	2024/07/26	18:00	0.86 SEK	0.02	18

Stockholm	26						
FINRA other OTC Issues	2024/07/ 26	18:05	0.0728	USD	0.00		2
Berlin	2024/07/ 26	20:48	0.0752	EUR	0.00		20

Company profile

Company Logo



Company Profile

-

Contact Details

LEADING EDGE MATERIALS

--

Telefon: -

Fax: -

E-mail: -