

GOLDEN GOLIATH RESOURCES LTD.

ISIN: CA3810592038 WKN: -

Overview

2023/06/28 16:10:27

Price
0.105 CADDifference  -95.77% (-2.38)

General attributes

ISIN	CA3810592038
Symbol	GNG
Exchange	London Stock Exchange
Currency	CAD
Sector	Energy / Commodities
Security type	Stock
Market cap (m)	1 EUR
Benchmark	S&P/TSX 60 INDEX

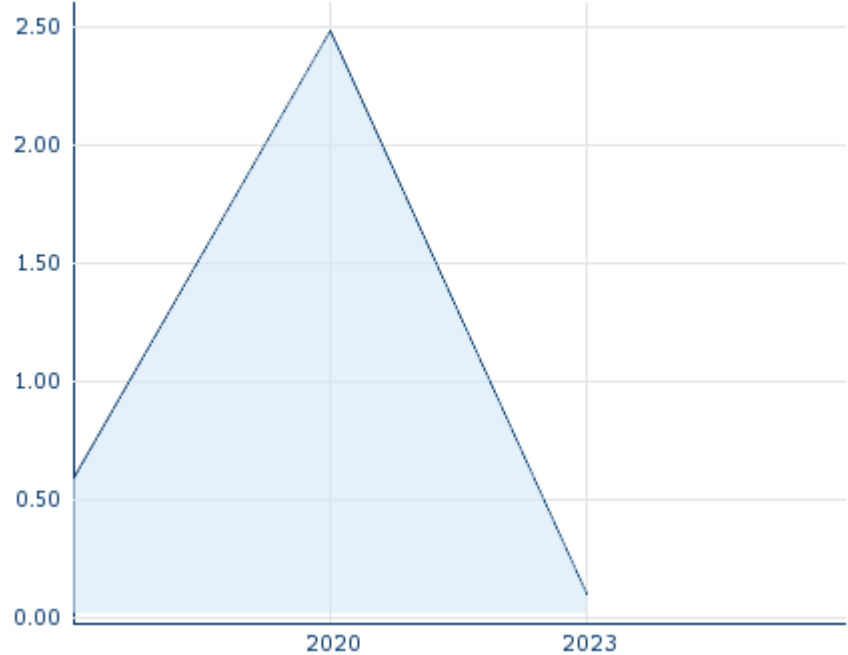
Market data

Bid (Bid size)	-
Ask (Ask size)	-
Open	0.105 CAD
High	0.105 CAD
Low	0.105 CAD
Close (prev. day)	2.485 CAD
VWAP	0.105 CAD
Volume (pcs)	5
Trading volume	0.53
Number of trades	1
Last size	5

Futures and Options


Related Futures	-
Related Options	-

5y



Information about previous performance does not guarantee future performance.
Source: FactSet

Recent research

on sector			
Date		Headline	Download
2024/07/09		Aktienempfehlungen Österreich	
2024/06/24		Aktienempfehlungen Österreich	
2024/06/21		Global Equity Ratings	
2024/06/21		Aktienempfehlungen Global	
2024/06/14		Equity Weekly	

Details

2023/06/28 16:10:27

Price

0.105 CAD

Difference  -95.77% (-2.38)

General attributes

ISIN	CA3810592038
Symbol	GNG
Exchange	London Stock Exchange
Currency	CAD
Sector	Energy / Commodities
Security type	Stock
Market cap (m)	1 EUR
Benchmark	S&P/TSX 60 INDEX

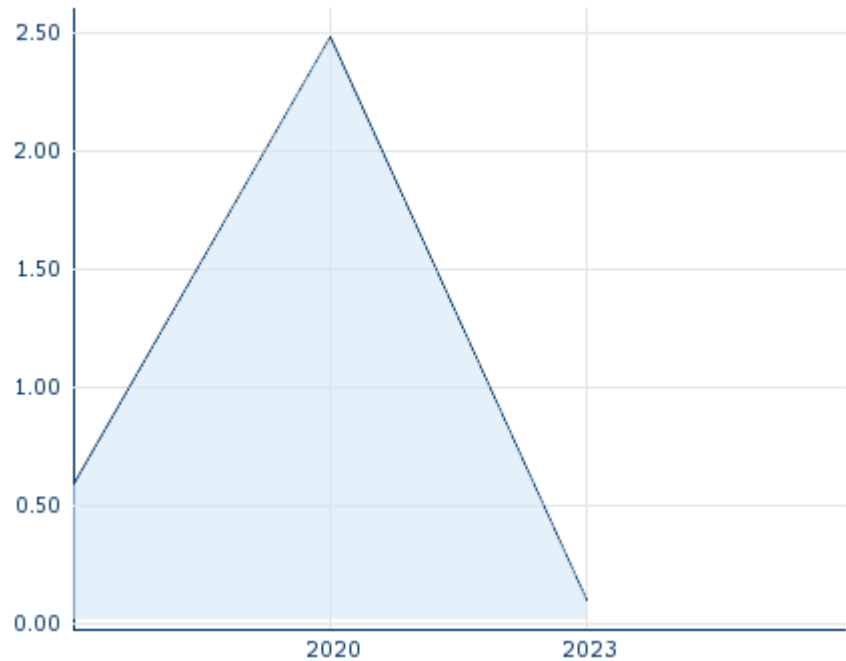
Market data

Bid (Bid size)	-
Ask (Ask size)	-
Open	0.105 CAD
High	0.105 CAD
Low	0.105 CAD
Close (prev. day)	2.485 CAD
VWAP	0.105 CAD
Volume (pcs)	5
Trading volume	0.53
Number of trades	1
Last size	5

Performance and Risk

	6m	1y	3y
Perf (%)	-	-	-
Perf (abs.)	-	-	-
Beta	-0.57	-0.77	0.31
Volatility	-	-	-

5y



Information about previous performance does not guarantee future performance.
Source: FactSet

Price data

Ø price 5 days Ø volume 5 days (pcs.)	- CAD (-)
Ø price 30 days Ø volume 30 days (pcs.)	- CAD (-)
Ø price 100 days Ø volume 100 days (pcs.)	- CAD (-)
Ø price 250 days Ø volume 250 days (pcs.)	0.105 CAD (34)
YTD High date	- CAD (-)
YTD Low date	- CAD (-)
52 Weeks High date	0.105 CAD (2023/06/28)
52 Weeks Low date	0.105 CAD (2023/06/28)

Arbitrage views

Exchange 	Date	Time	Price	Trading volume (mio.)	Number of trades
TSX Venture Exchange	2024/07/09	15:55	0.05 CAD	0.00	1
Stuttgart	2024/07/11	21:54	0.022 EUR	0.00	13
Munich	2024/07/11	08:01	0.0355 EUR	0.00	1
London Stock Exchange	2023/06/28	16:10	0.105 CAD	0.00	1
Frankfurt	2024/07/13:09	0.0245 EUR	0.00	2	

	11					
FINRA other OTC Issues	2024/07/ 10	17:09	0.09 USD	0.00		1
Berlin	2024/07/ 11	08:08	0.0835 EUR	0.00		1

Company profile

Company Logo

Contact Details

GOLDEN GOLIATH RESOURCES

--

Telefon: -

Fax: -

E-mail: -

Company Profile

-