

SERVICENOW INC.

ISIN: **US81762P1021** WKN: **81762P102**

Overview

2024/05/13 16:50:21

Price

726.06 USD

Difference  -0.51% (-3.71)

General attributes

ISIN	US81762P1021
Symbol	NOW
Exchange	London Stock Exchange
Currency	USD
Sector	Other
Security type	Stock
Market cap (m)	136,798 EUR
Benchmark	S&P 500

Market data

Bid (Bid size)	158.25 USD (40)
Ask (Ask size)	- USD
Open	727.38 USD
High	727.38 USD
Low	726.06 USD
Close (prev. day)	729.77 USD
VWAP	727.297263 USD
Volume (pcs)	186
Trading volume	69,093.24
Number of trades	15
Last size	5

Futures and Options







Related Futures	-
Related Options	-

5y



Information about previous performance does not guarantee future performance.
Source: FactSet

Recent research

on instrument	on sector	on market	
Date		Headline	Download
2024/04/26		Global Equity Ratings	
2024/04/26		Aktienempfehlungen Global	
2024/04/03		Global Equity Ratings	
2024/04/03		Aktienempfehlungen Global	
2024/03/13		Global Equity Ratings	

Details

2024/05/13 16:50:21

Price

726.06 USD

 Difference ▼ -0.51% (-3.71)

General attributes

ISIN	US81762P1021
Symbol	NOW
Exchange	London Stock Exchange
Currency	USD
Sector	Other
Security type	Stock
Market cap (m)	136,798 EUR
Benchmark	S&P 500

Market data

Bid (Bid size)	158.25 USD (40)
Ask (Ask size)	- USD
Open	727.38 USD
High	727.38 USD
Low	726.06 USD
Close (prev. day)	729.77 USD
VWAP	727.297263 USD
Volume (pcs)	186
Trading volume	69,093.24
Number of trades	15
Last size	5

Performance and Risk

	6m	1y	3y
Perf (%)	-	-	-
Perf (abs.)	-	-	-
Beta	1.63	1.61	1.64
Volatility	18.09	14.07	11.68

5y



Information about previous performance does not guarantee future performance.
Source: FactSet

Price data

Ø price 5 days Ø volume 5 days (pcs.)	725.47 USD (225)
Ø price 30 days Ø volume 30 days (pcs.)	736.50 USD (2,256)
Ø price 100 days Ø volume 100 days (pcs.)	752.71 USD (1,793)
Ø price 250 days Ø volume 250 days (pcs.)	699.81 USD (1,042)
YTD High date	804.00 USD (2024/02/09)
YTD Low date	693.00 USD (2024/05/02)
52 Weeks High date	804.00 USD (2024/02/09)
52 Weeks Low date	453.30 USD (2023/05/15)

Arbitrage views

Exchange	Date	Time	Price	Trading volume (mio.)	Number of trades
Xetra	2024/05/15	12:30	666.00 EUR	0.05	13
Vienna Stock Exchange	2024/05/15	09:05	666.60 EUR	0.00	1
Tradegate	2024/05/15	12:51	667.80 EUR	0.05	15
Stuttgart	2024/05/15	08:07	665.40 EUR	0.00	1
NYSE	2024/05/15	22:00	721.62 USD	795.11	38,350

	14						
Munich	2024/05/15	08:14	668.10	EUR	0.00		1
London Stock Exchange	2024/05/13	16:50	726.06	USD	0.07		15
Hanover	2024/05/15	08:00	664.50	EUR	0.00		1
Frankfurt	2024/05/15	08:05	664.40	EUR	0.00		2
Duesseldorf	2024/05/15	09:10	664.80	EUR	0.00		2
Berlin	2024/05/15	08:14	665.40	EUR	0.00		1

Company profile

Company Logo



Contact Details

SERVICENOW INC.

--

2225 Lawson Lane - 95054 Santa Clara

Telefon: +1-408-501-8550

Fax: +

E-mail: info@servicenow.com

Company Profile

-

Members of Management Board

Russell
Chambers Chairman of Board of Directors

Anita Sands
Member of Board of Directors

Deborah Black
Member of Board of Directors

Frederic Luddy
Member of Board of Directors

Jeffrey Miller
Member of Board of Directors

Jonathan
Chadwick Member of Board of Directors

Joseph Quinlan
Member of Board of Directors

Lawrence
Jackson Member of Board of Directors

Paul
Chamberlain Member of Board of Directors

Susan Bostrom
Member of Board of Directors

Teresa Briggs
Member of Board of Directors

Bill McDermott
Chairman of Managing Board

CJ Desai
Member of Executive Committee

Chris Bedi
Member of Executive Committee

Gina
Mastantuono Member of Executive Committee

Jacqui Canney
Member of Executive Committee

Kevin Haverty
Member of Executive Committee

Nick Tzitzon
Member of Executive Committee

Paul Smith
Member of Executive Committee

Russ Elmer
Member of Executive Committee