

HIVE DIGITAL TECHNOLOGIES LTD.

ISIN: CA4339211035 WKN: 433921103

Overview

2024/07/26 19:32:10

Price

3.464 EUR

Difference  -2.09% (-0.07)

General attributes

ISIN	CA4339211035
Symbol	HIVE
Exchange	Duesseldorf
Currency	EUR
Sector	Energy / Commodities
Security type	Stock
Market cap (m)	411 EUR
Benchmark	S&P/TSX 60 INDEX

Market data

Bid (Bid size)	-
Ask (Ask size)	-
Open	3.53 EUR
High	3.59 EUR
Low	3.464 EUR
Close (prev. day)	3.538 EUR
VWAP	-
Volume (pcs)	0
Trading volume	0.00
Number of trades	7
Last size	0

Futures and Options

Related Futures	-
Related Options	-




5y



Information about previous performance does not guarantee future performance.

Source: FactSet

Recent research

on sector	Date	Headline	Download
	2024/07/26	 Equity Weekly	
	2024/07/24	 Global Equity Ratings	
	2024/07/24	 Aktienempfehlungen Global	
	2024/07/15	 Aktienempfehlungen Global	
	2024/07/12	 Equity Weekly	

Details

2024/07/26 19:32:10

Price

3.464 EUR

Difference 📉 -2.09% (-0.07)

General attributes

ISIN	CA4339211035
Symbol	HIVE
Exchange	Duesseldorf
Currency	EUR
Sector	Energy / Commodities
Security type	Stock
Market cap (m)	411 EUR
Benchmark	S&P/TSX 60 INDEX

Market data

Bid (Bid size)	-
Ask (Ask size)	-
Open	3.53 EUR
High	3.59 EUR
Low	3.464 EUR
Close (prev. day)	3.538 EUR
VWAP	-
Volume (pcs)	0
Trading volume	0.00
Number of trades	7
Last size	0

Performance and Risk

	6m	1y	3y
Perf (%)	+14.70%	-26.08%	-67.78%
Perf (abs.)	+0.44	-1.22	-7.29
Beta	2.30	2.37	3.14
Volatility	72.90	81.02	92.20

5y



Information about previous performance does not guarantee future performance.
Source: FactSet

Price data

Ø price 5 days Ø volume 5 days (pcs.)	3.764 EUR (30)
Ø price 30 days Ø volume 30 days (pcs.)	3.150 EUR (5)
Ø price 100 days Ø volume 100 days (pcs.)	2.759 EUR (44)
Ø price 250 days Ø volume 250 days (pcs.)	3.058 EUR (45)
YTD High date	4.862 EUR (2024/01/02)
YTD Low date	2.060 EUR (2024/05/08)
52 Weeks High date	5.455 EUR (2023/12/28)
52 Weeks Low date	2.060 EUR (2024/05/08)

All listings for HIVE DIGITAL TECHNOLOGIES LTD.

Exchange 📍	Date	Time	Price	Trading volume (mio.)	Number of trades
Tradegate	2024/07/26	22:26	3.504 EUR	0.13	44
TSX Venture Exchange	2024/07/26	21:59	5.26 CAD	2.79	1,654
Stuttgart	2024/07/26	14:57	3.628 EUR	0.04	9
Nasdaq	2024/07/26	22:00	3.81 USD	14.54	12,303
Munich	2024/07/26	10:38	3.54 EUR	0.00	2

	26						
Frankfurt	2024/07/ 26	17:52	3.532 EUR	0.04		9	
Duesseldorf	2024/07/ 26	19:32	3.464 EUR	0.00		7	
Berlin	2024/07/ 26	20:22	3.53 EUR	0.00		13	

Company profile

Company Logo



Company Profile

-

Contact Details

HIVE DIGITAL TECHNOLOGIES

--

Telefon: -

Fax: -

E-mail: -