

## DEVON ENERGY CORP

ISIN: US25179M1036 WKN: 25179M103

## Overview

2024/06/04 15:53:22

Price  
45.92 USDDifference  -8.27% (-4.14)

## General attributes

ISIN	US25179M1036
Symbol	DVN
Exchange	London Stock Exchange
Currency	USD
Sector	Energy / Commodities
Security type	Stock
Market cap (m)	26,801 EUR
Benchmark	S&P 500

## Market data

Bid (Bid size)	-
Ask (Ask size)	-
Open	45.92 USD
High	45.92 USD
Low	45.92 USD
Close (prev. day)	50.06 USD
VWAP	45.92 USD
Volume (pcs)	644
Trading volume	29,572.48
Number of trades	1
Last size	644

## Futures and Options




Related Futures	-
Related Options	-

5y



Information about previous performance does not guarantee future performance.  
Source: FactSet

## Recent research

on sector		on market	
Date		Headline	Download
2024/07/26		Equity Weekly	
2024/07/24		Global Equity Ratings	
2024/07/24		Aktienempfehlungen Global	
2024/07/15		Aktienempfehlungen Global	
2024/07/12		Equity Weekly	

## Details

2024/06/04 15:53:22

## Price

45.92 USD

Difference ▼ -8.27% (-4.14)

## General attributes

ISIN	US25179M1036
Symbol	DVN
Exchange	London Stock Exchange
Currency	USD
Sector	Energy / Commodities
Security type	Stock
Market cap (m)	26,801 EUR
Benchmark	S&P 500

## Market data

Bid (Bid size)	-
Ask (Ask size)	-
Open	45.92 USD
High	45.92 USD
Low	45.92 USD
Close (prev. day)	50.06 USD
VWAP	45.92 USD
Volume (pcs)	644
Trading volume	29,572.48
Number of trades	1
Last size	644

## Performance and Risk

	6m	1y	3y
Perf (%)	-	-	-
Perf (abs.)	-	-	-
Beta	0.30	0.56	1.00
Volatility	-	0.45	1.66

5y



Information about previous performance does not guarantee future performance.  
Source: FactSet

## Price data

Ø price 5 days   Ø volume 5 days (pcs.)	- USD (436)
Ø price 30 days   Ø volume 30 days (pcs.)	- USD (412)
Ø price 100 days   Ø volume 100 days (pcs.)	48.97 USD (503)
Ø price 250 days   Ø volume 250 days (pcs.)	48.47 USD (628)
YTD High   date	51.70 USD (2024/04/18)
YTD Low   date	42.86 USD (2024/01/31)
52 Weeks High   date	53.13 USD (2023/09/08)
52 Weeks Low   date	42.74 USD (2023/10/06)

## Arbitrage views

Exchange	Date	Time	Price	Trading volume (mio.)	Number of trades
Xetra	2024/07/26	17:35	42.30 EUR	0.07	5
Vienna Stock Exchange	2024/07/26	17:32	42.20 EUR	0.00	5
Tradegate	2024/07/26	22:26	42.685 EUR	0.02	7
Stuttgart	2024/07/26	11:05	42.585 EUR	0.00	4
NYSE	2024/	22:00	46.34 USD	200.18	50,208

	07/26					
Munich	2024/ 07/26	08:00	42.46 EUR	0.00		2
London Stock Exchange	2024/ 06/04	15:53	45.92 USD	0.03		1
Frankfurt	2024/ 07/26	08:03	42.46 EUR	0.00		2
Euronext Milan MTF Trading After Hours	2024/ 04/10	18:41	50.00 EUR	0.01		1
Euronext Milan MTF Global Equity Market	2024/ 07/26	17:44	42.30 EUR	0.00		1
Duesseldorf	2024/ 07/26	19:31	42.68 EUR	0.00		4
Berlin	2024/ 07/26	08:02	42.46 EUR	0.00		3

## Company profile

### Company Logo



### Contact Details

DEVON ENERGY CORP.

--

333 West Sheridan Avenue - 73102-5015  
Oklahoma City

Telefon: +1-405-235-3611

Fax: +

E-mail: -

### Company Profile

-

#### Members of Management Board

John Bethancourt Chairman of Board of Directors

Ann Fox Member of Board of Directors

Barbara Baumann Member of Board of Directors

Gennifer Kelly Member of Board of Directors

J. Nichols Member of Board of Directors

John Krenicki Member of Board of Directors

Karl Kurz Member of Board of Directors

Kelt Kindick Member of Board of Directors

Michael Mears Member of Board of Directors

Robert Mosbacher Member of Board of Directors

Valerie Williams Member of Board of Directors

Rick E. Muncrief Chairman of Managing Board

Clay Gaspar Member of Executive Committee

David Harris Member of Executive Committee

Dennis Cameron Member of Executive Committee

Jeff L. Ritenour Member of Executive Committee

Tana Cashion Member of Executive Committee