

## TJX COS INC COM USD1

ISIN: **US8725401090** WKN: **872540109**

## Overview

2024/06/26 15:30:01

Price  
110.27 USDDifference  -0.85% (-0.94)

## General attributes

|                |                       |
|----------------|-----------------------|
| ISIN           | US8725401090          |
| Symbol         | TJX                   |
| Exchange       | London Stock Exchange |
| Currency       | USD                   |
| Sector         | Commerce              |
| Security type  | Stock                 |
| Market cap (m) | 116,209 EUR           |
| Benchmark      | S&P 500               |

## Market data

|                   |                |
|-------------------|----------------|
| Bid (Bid size)    | 61.00 USD (40) |
| Ask (Ask size)    | - USD (0)      |
| Open              | 110.27 USD     |
| High              | 110.27 USD     |
| Low               | 110.27 USD     |
| Close (prev. day) | 111.21 USD     |
| VWAP              | 110.27 USD     |
| Volume (pcs)      | 23             |
| Trading volume    | 2,536.21       |
| Number of trades  | 1              |
| Last size         | 23             |

## Futures and Options









|                 |   |
|-----------------|---|
| Related Futures | - |
| Related Options | - |

5y



Information about previous performance does not guarantee future performance.  
Source: FactSet

## Recent research

| on sector  |                                                                                     | on market                 |                                                                                       |
|------------|-------------------------------------------------------------------------------------|---------------------------|---------------------------------------------------------------------------------------|
| Date       |                                                                                     | Headline                  | Download                                                                              |
| 2024/06/21 |  | Equity Weekly             |  |
| 2024/06/21 |  | Global Equity Ratings     |  |
| 2024/06/21 |  | Aktienempfehlungen Global |  |
| 2024/06/14 |  | Global Equity Ratings     |  |
| 2024/06/14 |  | Aktienempfehlungen Global |  |

## Details

2024/06/26 15:30:01

## Price

110.27 USD

Difference ▼ -0.85% (-0.94)

## General attributes

|                |                       |
|----------------|-----------------------|
| ISIN           | US8725401090          |
| Symbol         | TJX                   |
| Exchange       | London Stock Exchange |
| Currency       | USD                   |
| Sector         | Commerce              |
| Security type  | Stock                 |
| Market cap (m) | 116,209 EUR           |
| Benchmark      | S&P 500               |

## Market data

|                   |                |
|-------------------|----------------|
| Bid (Bid size)    | 61.00 USD (40) |
| Ask (Ask size)    | - USD (0)      |
| Open              | 110.27 USD     |
| High              | 110.27 USD     |
| Low               | 110.27 USD     |
| Close (prev. day) | 111.21 USD     |
| VWAP              | 110.27 USD     |
| Volume (pcs)      | 23             |
| Trading volume    | 2,536.21       |
| Number of trades  | 1              |
| Last size         | 23             |

## Performance and Risk

|             | 6m   | 1y   | 3y    |
|-------------|------|------|-------|
| Perf (%)    | -    | -    | -     |
| Perf (abs.) | -    | -    | -     |
| Beta        | 0.56 | 0.65 | 0.83  |
| Volatility  | 8.10 | 8.17 | 11.34 |

5y



Information about previous performance does not guarantee future performance.  
Source: FactSet

## Price data

|                                             |                         |
|---------------------------------------------|-------------------------|
| Ø price 5 days   Ø volume 5 days (pcs.)     | 110.74 USD (235)        |
| Ø price 30 days   Ø volume 30 days (pcs.)   | 106.11 USD (273)        |
| Ø price 100 days   Ø volume 100 days (pcs.) | 100.41 USD (2,266)      |
| Ø price 250 days   Ø volume 250 days (pcs.) | 96.21 USD (1,009)       |
| YTD High   date                             | 111.21 USD (2024/06/24) |
| YTD Low   date                              | 91.54 USD (2024/01/04)  |
| 52 Weeks High   date                        | 111.21 USD (2024/06/24) |
| 52 Weeks Low   date                         | 84.03 USD (2023/07/05)  |

## Arbitrage views

| Exchange <span>⊕</span> | Date       | Time  | Price      | Trading volume (mio.) | Number of trades |
|-------------------------|------------|-------|------------|-----------------------|------------------|
| Xetra                   | 2024/06/28 | 17:35 | 103.06 EUR | 0.00                  | 1                |
| Vienna Stock Exchange   | 2024/06/28 | 17:32 | 102.98 EUR | 0.00                  | 2                |
| Tradegate               | 2024/06/28 | 22:26 | 102.86 EUR | 0.07                  | 12               |
| Stuttgart               | 2024/06/28 | 11:15 | 103.20 EUR | 0.00                  | 5                |
| NYSE                    | 2024/      | 22:00 | 110.10 USD | 1,408.06              | 57,707           |

|                                            |                |       |        |     |      |    |
|--------------------------------------------|----------------|-------|--------|-----|------|----|
|                                            | 06/28          |       |        |     |      |    |
| Munich                                     | 2024/<br>06/28 | 08:00 | 102.90 | EUR | 0.00 | 2  |
| London Stock Exchange                      | 2024/<br>06/26 | 15:30 | 110.27 | USD | 0.00 | 1  |
| Frankfurt                                  | 2024/<br>06/28 | 08:03 | 102.96 | EUR | 0.00 | 2  |
| Euronext Milan MTF Trading<br>After Hours  | 2024/<br>04/04 | 19:46 | 89.13  | EUR | 0.01 | 1  |
| Euronext Milan MTF Global<br>Equity Market | 2024/<br>06/28 | 17:44 | 103.22 | EUR | 0.00 | 1  |
| Duesseldorf                                | 2024/<br>06/28 | 12:19 | 103.90 | EUR | 0.00 | 2  |
| Berlin                                     | 2024/<br>06/28 | 20:21 | 102.88 | EUR | 0.00 | 18 |

## Company profile

### Company Logo



### Contact Details

THE TJX COS. INC.

--

770 Cochituate Road - 01701 Framingham

Telefon: +1-508-390-1000

Fax: +1-508-390-2091

E-mail: -

### Company Profile

-

#### Members of Management Board

Carol Meyrowitz Chairman of Board of Directors

Alan Bennett Member of Board of Directors

Amy Lane Member of Board of Directors

Charles Wagner Member of Board of Directors

Cheryl Goodwin Member of Board of Directors

David Ching Member of Board of Directors

Jackwyn Nemerov Member of Board of Directors

José Alvarez Member of Board of Directors

Rosemary Berkery Member of Board of Directors

Ernie Herrman Chairman of Managing Board

Carol Meyrowitz Member of Executive Committee

Douglas Mizzi Member of Executive Committee

John Klinger Member of Executive Committee

Ken Canestrari Member of Executive Committee

Louise Greenlees Member of Executive Committee