

TJX COS INC COM USD1

ISIN: **US8725401090** WKN: **872540109**

Overview

2024/06/13 15:30:07

Price
107.14 USDDifference  -0.11% (-0.12)

General attributes

ISIN	US8725401090
Symbol	TJX
Exchange	London Stock Exchange
Currency	USD
Sector	Commerce
Security type	Stock
Market cap (m)	114,207 EUR
Benchmark	S&P 500

Market data

Bid (Bid size)	61.00 USD (40)
Ask (Ask size)	- USD (0)
Open	107.14 USD
High	107.14 USD
Low	107.14 USD
Close (prev. day)	107.26 USD
VWAP	107.14 USD
Volume (pcs)	306
Trading volume	2,678.50
Number of trades	4
Last size	25

Futures and Options










Related Futures	-
Related Options	-

5y



Information about previous performance does not guarantee future performance.
Source: FactSet

Recent research

on sector		on market	
Date		Headline	Download
2024/06/14		Global Equity Ratings	
2024/06/14		Aktienempfehlungen Global	
2024/05/31		Equity Weekly	
2024/05/29		Global Equity Ratings	
2024/05/29		Aktienempfehlungen Global	

Details

2024/06/13 15:30:07

Price

107.14 USD

Difference ▼ -0.11% (-0.12)

General attributes

ISIN	US8725401090
Symbol	TJX
Exchange	London Stock Exchange
Currency	USD
Sector	Commerce
Security type	Stock
Market cap (m)	114,207 EUR
Benchmark	S&P 500

Market data

Bid (Bid size)	61.00 USD (40)
Ask (Ask size)	- USD (0)
Open	107.14 USD
High	107.14 USD
Low	107.14 USD
Close (prev. day)	107.26 USD
VWAP	107.14 USD
Volume (pcs)	306
Trading volume	2,678.50
Number of trades	4
Last size	25

Performance and Risk

	6m	1y	3y
Perf (%)	-	-	-
Perf (abs.)	-	-	-
Beta	0.59	0.65	0.83
Volatility	8.16	8.20	11.36

5y



Information about previous performance does not guarantee future performance.
Source: FactSet

Price data

Ø price 5 days Ø volume 5 days (pcs.)	107.20 USD (193)
Ø price 30 days Ø volume 30 days (pcs.)	102.18 USD (282)
Ø price 100 days Ø volume 100 days (pcs.)	98.82 USD (2,264)
Ø price 250 days Ø volume 250 days (pcs.)	94.75 USD (1,009)
YTD High date	107.70 USD (2024/06/06)
YTD Low date	91.54 USD (2024/01/04)
52 Weeks High date	107.70 USD (2024/06/06)
52 Weeks Low date	80.93 USD (2023/06/20)

Arbitrage views

Exchange	Date	Time	Price	Trading volume (mio.)	Number of trades
Xetra	2024/06/14	17:35	101.34 EUR	0.00	2
Vienna Stock Exchange	2024/06/14	17:32	101.26 EUR	0.00	2
Tradegate	2024/06/14	22:26	101.36 EUR	0.03	9
Stuttgart	2024/06/14	08:02	100.46 EUR	0.00	3
NYSE	2024/	22:00	108.50 USD	401.03	46,293

	06/14					
Munich	2024/ 06/14	08:00	100.46	EUR	0.00	2
London Stock Exchange	2024/ 06/13	15:30	107.14	USD	0.00	4
Frankfurt	2024/ 06/14	17:18	101.16	EUR	0.02	2
Euronext Milan MTF Trading After Hours	2024/ 04/04	19:46	89.13	EUR	0.01	1
Euronext Milan MTF Global Equity Market	2024/ 06/14	17:44	101.16	EUR	0.00	1
Duesseldorf	2024/ 06/14	08:10	100.44	EUR	0.00	3
Berlin	2024/ 06/14	20:21	101.48	EUR	0.00	18

Company profile

Company Logo



Contact Details

THE TJX COS. INC.

--

770 Cochituate Road - 01701 Framingham

Telefon: +1-508-390-1000

Fax: +1-508-390-2091

E-mail: -

Company Profile

-

Members of Management Board

Carol Meyrowitz Chairman of Board of Directors

Alan Bennett Member of Board of Directors

Amy Lane Member of Board of Directors

Charles Wagner Member of Board of Directors

Cheryl Goodwin Member of Board of Directors

David Ching Member of Board of Directors

Jackwyn Nemerov Member of Board of Directors

José Alvarez Member of Board of Directors

Rosemary Berkery Member of Board of Directors

Ernie Herrman Chairman of Managing Board

Carol Meyrowitz Member of Executive Committee

Douglas Mizzi Member of Executive Committee

John Klinger Member of Executive Committee

Ken Canestrari Member of Executive Committee

Louise Greenlees Member of Executive Committee