

ADVERUM BIOTECHNOLOGIES INC

ISIN: **US00773U2078** WKN: **00773U207**

Overview

2023/07/17 15:53:04

Price

21.00 USD

Difference  118.20% (11.38)

General attributes

ISIN US00773U2078

Symbol ADVM

Exchange London Stock Exchange

Currency USD

Sector Chemical / Pharmaceutical / Health

Security type Stock

Market cap (m) 190 EUR

Benchmark S&P 500

Market data

Bid (Bid size) -

Ask (Ask size) -

Open 21.00 USD

High 2.10 USD

Low 2.10 USD

Close (prev. day) 9.624 USD

VWAP 21.00 USD

Volume (pcs) 5

Trading volume 105.00

Number of trades 1

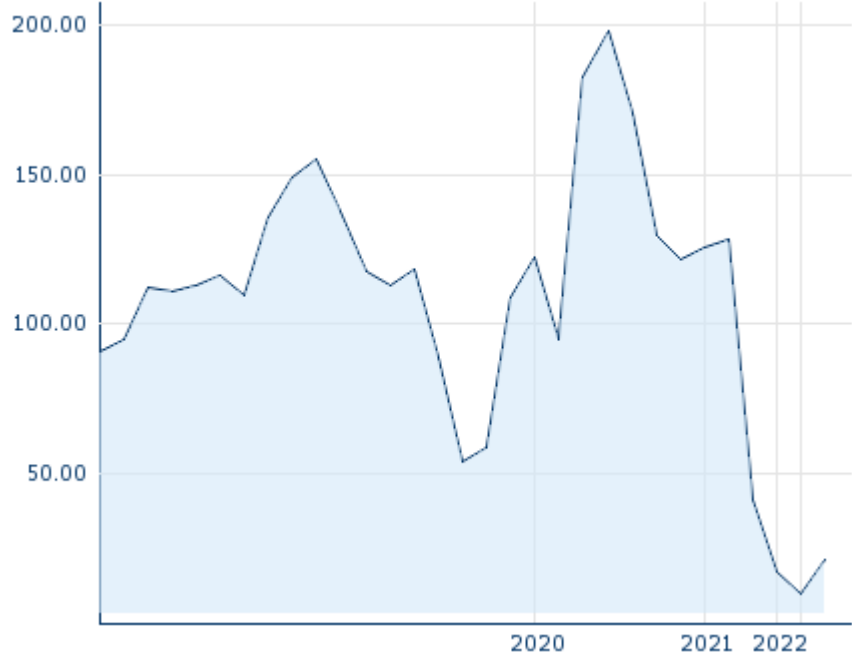
Last size 5

Futures and Options

Related Futures -

Related Options -









5y



Information about previous performance does not guarantee future performance.

Source: FactSet

Recent research

on sector		on market	
Date		Headline	Download
2024/04/29		Aktienempfehlungen Österreich	
2024/04/26		Global Equity Ratings	
2024/04/26		Aktienempfehlungen Global	
2024/04/15		Aktienempfehlungen Österreich	
2024/04/03		Global Equity Ratings	

Details

2023/07/17 15:53:04

Price

21.00 USD

Difference ▲ 118.20% (11.38)

General attributes

ISIN	US00773U2078
Symbol	ADVM
Exchange	London Stock Exchange
Currency	USD
Sector	Chemical / Pharmaceutical / Health
Security type	Stock
Market cap (m)	190 EUR
Benchmark	S&P 500

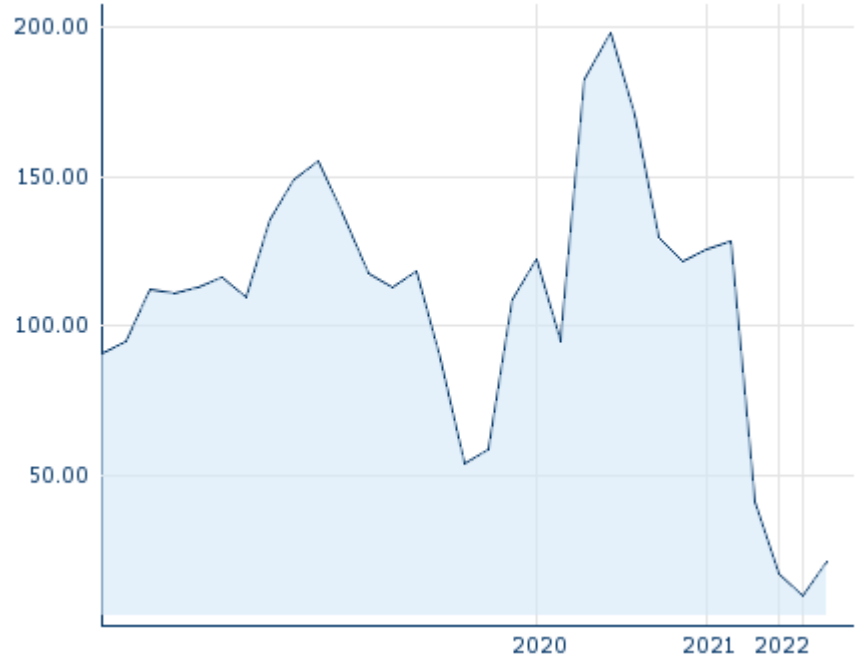
Market data

Bid (Bid size)	-
Ask (Ask size)	-
Open	21.00 USD
High	2.10 USD
Low	2.10 USD
Close (prev. day)	9.624 USD
VWAP	21.00 USD
Volume (pcs)	5
Trading volume	105.00
Number of trades	1
Last size	5

Performance and Risk

	6m	1y	3y
Perf (%)	-	-	-
Perf (abs.)	-	-	-
Beta	0.58	0.54	0.68
Volatility	-	-	-

5y



Information about previous performance does not guarantee future performance.
Source: FactSet

Price data

Ø price 5 days Ø volume 5 days (pcs.)	- USD (-)
Ø price 30 days Ø volume 30 days (pcs.)	- USD (5)
Ø price 100 days Ø volume 100 days (pcs.)	- USD (31)
Ø price 250 days Ø volume 250 days (pcs.)	21.00 USD (32)
YTD High date	- USD (-)
YTD Low date	- USD (-)
52 Weeks High date	21.00 USD (2023/07/17)
52 Weeks Low date	21.00 USD (2023/07/17)

Arbitrage views

Exchange ⊕	Date	Time	Price	Trading volume (mio.)	Number of trades
Tradegate	2024/03/20	22:02	13.80 EUR	0.01	6
Stuttgart	2024/03/20	18:48	13.40 EUR	0.01	8
Nasdaq	2024/05/01	22:00	9.80 USD	2.02	3,689
Munich	2024/04/30	08:04	8.78 EUR	0.00	1
London Stock	2023/07/17	15:53	21.00 USD	0.00	1

Exchange	17						
Frankfurt	2024/03/20	09:04	14.80	EUR	0.00		2
Berlin	2024/03/20	20:30	13.90	EUR	0.00		18

Company profile

Company Logo



Contact Details

ADVERUM BIOTECHNOLOGIES INC.

--

Telefon: -

Fax: -

E-mail: -

Company Profile

-

Members of Management Board

Clarence Machado	Chairman of Board of Directors
C. Nicholson	Member of Board of Directors
Mark Lupher	Member of Board of Directors
Rabia Ozden	Member of Board of Directors
Reed Tuckson	Member of Board of Directors
Scott Whitcup	Member of Board of Directors
Dawn Svoronos	Member of Board of Directors
James Scopa	Member of Board of Directors
Soo Hong	Member of Board of Directors