

ADVANCE AUTO PARTS INC.

ISIN: **US00751Y1064** WKN: **00751Y106**

Overview

2023/11/13 17:30:24

Price

56.2507 USDDifference  **-65.36%** (-106.12)

General attributes

ISIN	US00751Y1064
Symbol	AAP
Exchange	London Stock Exchange
Currency	USD
Sector	Commerce
Security type	Stock
Market cap (m)	3,482 EUR
Benchmark	S&P 500

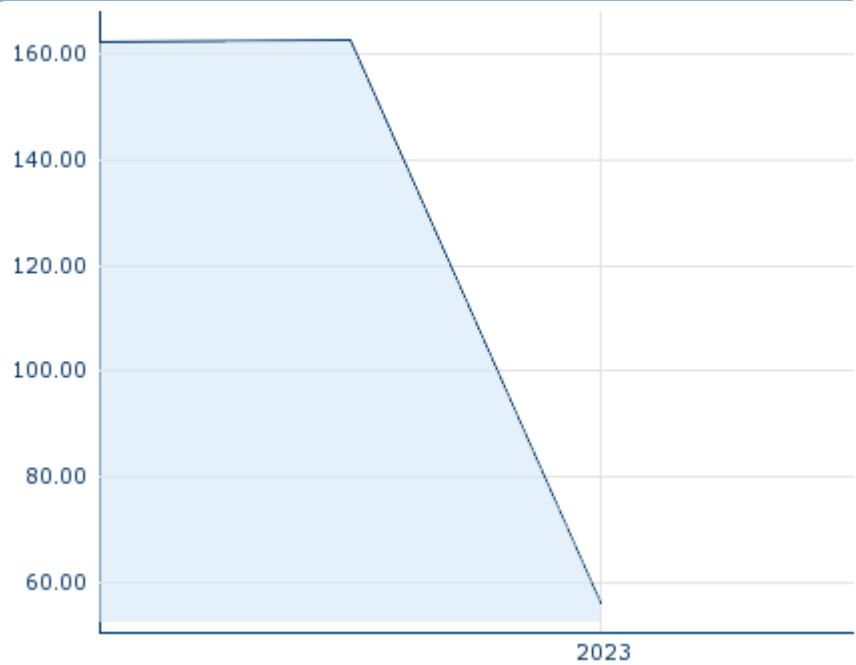
Market data

Bid (Bid size)	-
Ask (Ask size)	-
Open	56.2507 USD
High	56.2507 USD
Low	56.2507 USD
Close (prev. day)	162.37 USD
VWAP	56.25068 USD
Volume (pcs)	429
Trading volume	24,131.54
Number of trades	1
Last size	429

Futures and Options

Related Futures	-
Related Options	-











5y



Information about previous performance does not guarantee future performance.

Source: FactSet

Recent research

on sector	on market		
Date		Headline	Download
2024/07/15		Aktienempfehlungen Global	
2024/07/12		Global Equity Ratings	
2024/06/21		Equity Weekly	
2024/06/21		Global Equity Ratings	
2024/06/21		Aktienempfehlungen Global	

Details

2023/11/13 17:30:24

Price

56.2507 USD

Difference ▼ -65.36% (-106.12)

General attributes

ISIN	US00751Y1064
Symbol	AAP
Exchange	London Stock Exchange
Currency	USD
Sector	Commerce
Security type	Stock
Market cap (m)	3,482 EUR
Benchmark	S&P 500

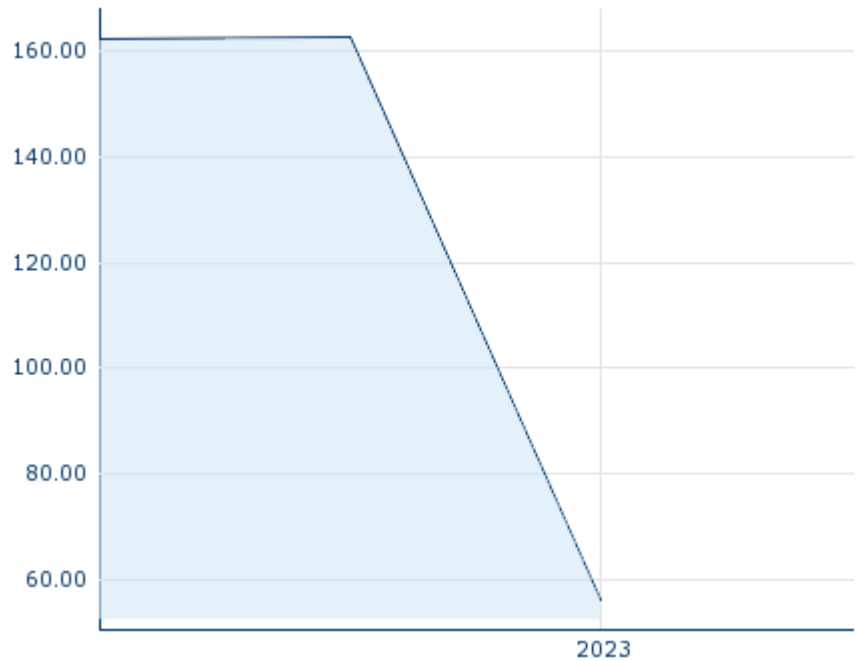
Market data

Bid (Bid size)	-
Ask (Ask size)	-
Open	56.2507 USD
High	56.2507 USD
Low	56.2507 USD
Close (prev. day)	162.37 USD
VWAP	56.25068 USD
Volume (pcs)	429
Trading volume	24,131.54
Number of trades	1
Last size	429

Performance and Risk

	6m	1y	3y
Perf (%)	-	-	-
Perf (abs.)	-	-	-
Beta	0.79	1.11	0.93
Volatility	-	-	-

5y



Information about previous performance does not guarantee future performance.
Source: FactSet

Price data

Ø price 5 days Ø volume 5 days (pcs.)	- USD (41)
Ø price 30 days Ø volume 30 days (pcs.)	- USD (35)
Ø price 100 days Ø volume 100 days (pcs.)	- USD (68)
Ø price 250 days Ø volume 250 days (pcs.)	56.2507 USD (32)
YTD High date	- USD (-)
YTD Low date	- USD (-)
52 Weeks High date	56.2507 USD (2023/11/13)
52 Weeks Low date	56.2507 USD (2023/11/13)

All listings for ADVANCE AUTO PARTS INC.

Exchange	Date	Time	Price	Trading volume (mio.)	Number of trades
Tradegate	2024/07/16	22:26	58.39 EUR	0.00	1
Stuttgart	2024/07/17	08:05	58.06 EUR	0.00	1
NYSE	2024/07/16	22:00	63.66 USD	65.26	21,373
Munich	2024/07/17	08:01	58.06 EUR	0.00	1
London Stock	2023/11/13	17:30	56.2507 USD	0.02	1

Exchange	13					
Hanover	2024/07/17	08:06	58.06 EUR	0.00		1
Frankfurt	2024/07/17	08:12	58.06 EUR	0.00		1
Duesseldorf	2024/07/17	12:31	57.85 EUR	0.00		3
Berlin	2024/07/17	13:14	58.05 EUR	0.00		6

Company profile

Company Logo



Contact Details

ADVANCE AUTO PARTS INC.

--

Airport Road 5008 24012 Roanoke, VA

Telefon: +1 540 561 6444

Fax: -

E-mail: -

Company Profile

-

Members of Management Board

Eugene Lee Chairman of Board of Directors

A. Windom Member of Board of Directors

Arthur Valdez Member of Board of Directors

Carla Bailo Member of Board of Directors

Douglas Pertz Member of Board of Directors

Gregory Smith Member of Board of Directors

Jeffrey Jones Member of Board of Directors

Joan Hilson Member of Board of Directors

John Ferraro Member of Board of Directors

Sherice Torres Member of Board of Directors

Thomas Seboldt Member of Board of Directors

Thomas Greco Chairman of Managing Board

Bob Cushing Member of Executive Committee

Dena Lamar Member of Executive Committee

Elisabeth Eisleben Member of Executive Committee

Herman Word, Jr. Member of Executive Committee

Jason McDonell Member of Executive Committee

Jeff Shepherd Member of Executive Committee

Mike Creedon, Jr. Member of Executive Committee

Natalie S. Schechtman Member of Executive Committee

Reuben E. Slone Member of Executive Committee

Robert Speranza Member of Executive Committee

Sri Donthi Member of Executive Committee

Tammy Moss Finley Member of Executive Committee

