

SHERWIN-WILLIAMS CORP

ISIN: **US8243481061** WKN: **824348106**

Overview

2024/06/03 15:30:03

Price

304.98 USD

Difference  0.97% (2.94)

General attributes

ISIN US8243481061

Symbol SHW

Exchange London Stock Exchange

Currency USD

Sector Chemical / Pharmaceutical / Health

Security type Stock

Market cap (m) 67,965 EUR

Benchmark S&P 500

Market data

Bid (Bid size) -

Ask (Ask size) -

Open 304.98 USD

High 304.98 USD

Low 304.98 USD

Close (prev. day) 302.04 USD

VWAP 304.98 USD

Volume (pcs) 92

Trading volume 28,058.16

Number of trades 1

Last size 92

Futures and Options

Related Futures -

Related Options -




5y



Information about previous performance does not guarantee future performance.

Source: FactSet

Recent research

on sector		on market	
Date		Headline	Download
2024/05/29		Global Equity Ratings	
2024/05/29		Aktienempfehlungen Global	
2024/05/29		Aktienempfehlungen Österreich	
2024/05/17		Equity Weekly	
2024/05/13		Aktienempfehlungen Österreich	

Details

2024/06/03 15:30:03

Price

304.98 USD

Difference ▲ 0.97% (2.94)

General attributes

ISIN	US8243481061
Symbol	SHW
Exchange	London Stock Exchange
Currency	USD
Sector	Chemical / Pharmaceutical / Health
Security type	Stock
Market cap (m)	67,965 EUR
Benchmark	S&P 500

Market data

Bid (Bid size)	-
Ask (Ask size)	-
Open	304.98 USD
High	304.98 USD
Low	304.98 USD
Close (prev. day)	302.04 USD
VWAP	304.98 USD
Volume (pcs)	92
Trading volume	28,058.16
Number of trades	1
Last size	92

Performance and Risk

	6m	1y	3y
Perf (%)	-	-	-
Perf (abs.)	-	-	-
Beta	1.01	1.04	0.89
Volatility	8.56	12.41	20.45

5y



Information about previous performance does not guarantee future performance.
Source: FactSet

Price data

Ø price 5 days Ø volume 5 days (pcs.)	304.98 USD (24)
Ø price 30 days Ø volume 30 days (pcs.)	307.12 USD (43)
Ø price 100 days Ø volume 100 days (pcs.)	315.70 USD (57)
Ø price 250 days Ø volume 250 days (pcs.)	286.23 USD (772)
YTD High date	341.28 USD (2024/03/25)
YTD Low date	295.23 USD (2024/01/04)
52 Weeks High date	341.28 USD (2024/03/25)
52 Weeks Low date	236.07 USD (2023/10/25)

Arbitrage views

Exchange	Date	Time	Price	Trading volume (mio.)	Number of trades
Vienna Stock Exchange	2024/06/07	17:32	269.45 EUR	0.01	3
Tradegate	2024/06/07	22:26	270.35 EUR	0.03	12
Stuttgart	2024/06/07	15:58	270.20 EUR	0.00	8
NYSE	2024/06/07	22:00	291.95 USD	963.07	58,262
Munich	2024/06/07	08:05	280.85 EUR	0.00	2

	06/07					
London Stock Exchange	2024/ 06/03	15:30	304.98 USD	0.03		1
Hanover	2024/ 06/07	08:01	278.15 EUR	0.00		3
Frankfurt	2024/ 06/07	08:02	278.20 EUR	0.00		2
Euronext Milan MTF Trading After Hours	2024/ 03/26	18:32	316.70 EUR	0.01		1
Euronext Milan MTF Global Equity Market	2024/ 06/07	17:44	268.65 EUR	0.00		1
Duesseldorf	2024/ 06/07	08:10	278.05 EUR	0.00		3
Berlin	2024/ 06/07	20:21	270.30 EUR	0.00		16

Company profile

Company Logo



Contact Details

THE SHERWIN-WILLIAMS CO.

--

101 West Prospect Avenue - 44115-1075
Cleveland

Telefon: +1-216-566-2000

Fax: +

E-mail: -

Company Profile

-

Members of Management Board

John Morikis	Chairman of Board of Directors
Aaron Powell	Member of Board of Directors
Arthur Anton	Member of Board of Directors
Christine Poon	Member of Board of Directors
Jeff Fettig	Member of Board of Directors
Kerri Anderson	Member of Board of Directors
Marta Stewart	Member of Board of Directors
Matthew Thornton	Member of Board of Directors
Michael Thaman	Member of Board of Directors
Thomas Williams	Member of Board of Directors
Heidi Petz	Chairman of Managing Board
Allen J. Mistysyn	Member of Executive Committee
Bryan J. Young	Member of Executive Committee
Colin M. Davie	Member of Executive Committee
Gregory P. Sofish	Member of Executive Committee
James R. Jaye	Member of Executive Committee
Jane M. Cronin	Member of Executive Committee
John Morikis	Member of Executive Committee
Justin T. Binns	Member of Executive Committee
Karl J. Jorgenrund	Member of Executive Committee
Mary L. Garceau	Member of Executive Committee
Todd D. Rea	Member of Executive Committee