

PPG INDUSTRIES INC.

ISIN: **US6935061076** WKN: **693506107**

Overview

2023/07/27 11:30:55

Price

146.18 USD

Difference  4.38% (6.14)

General attributes

ISIN US6935061076

Symbol PPG

Exchange London Stock Exchange

Currency USD

Sector Chemical / Pharmaceutical / Health

Security type Stock

Market cap (m) 25,902 EUR

Benchmark S&P 500

Market data

Bid (Bid size) -

Ask (Ask size) -

Open 146.18 USD

High 146.18 USD

Low 146.18 USD

Close (prev. day) 140.04 USD

VWAP 146.18 USD

Volume (pcs) 2,452

Trading volume 358,433.36

Number of trades 2

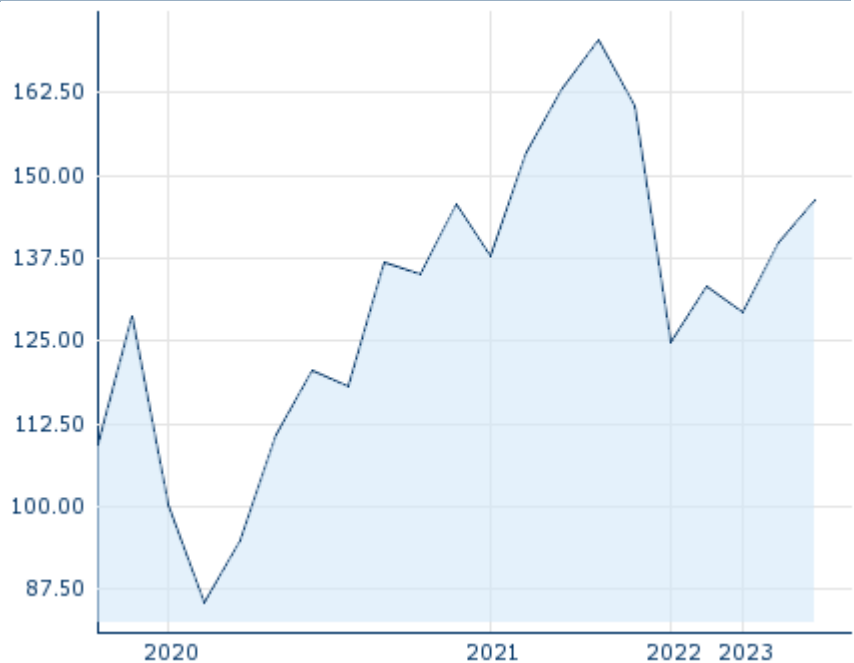
Last size 1,537

Futures and Options

Related Futures -

Related Options -








5y



Information about previous performance does not guarantee future performance.

Source: FactSet

Recent research

on sector		on market	
Date		Headline	Download
2024/08/16		Equity Weekly	
2024/08/13		Aktienempfehlungen Österreich	
2024/08/12		Global Equity Ratings	
2024/08/12		Aktienempfehlungen Global	
2024/08/09		Equity Weekly	

Details

2023/07/27 11:30:55

Price

146.18 USD

Difference ▲ 4.38% (6.14)

General attributes

ISIN	US6935061076
Symbol	PPG
Exchange	London Stock Exchange
Currency	USD
Sector	Chemical / Pharmaceutical / Health
Security type	Stock
Market cap (m)	25,902 EUR
Benchmark	S&P 500

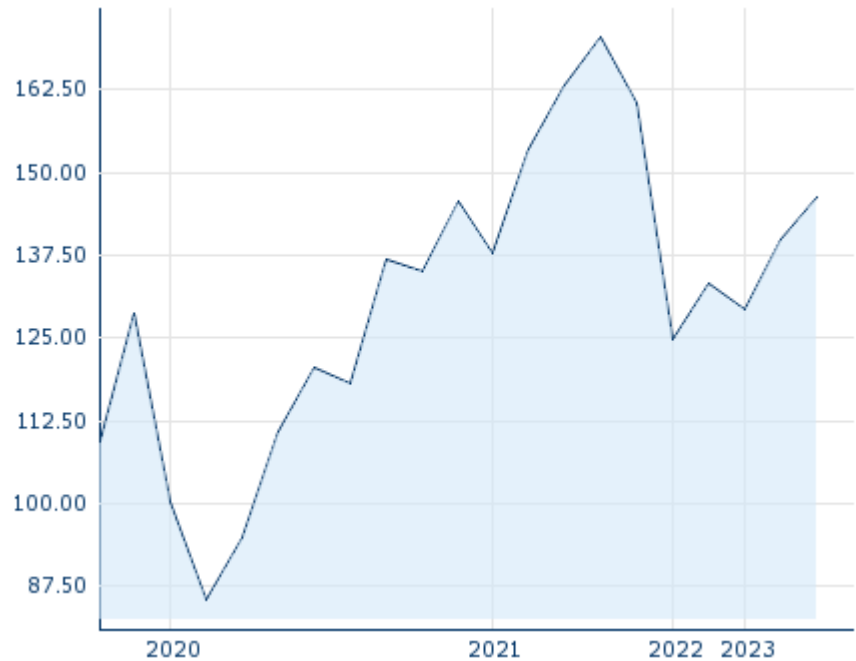
Market data

Bid (Bid size)	-
Ask (Ask size)	-
Open	146.18 USD
High	146.18 USD
Low	146.18 USD
Close (prev. day)	140.04 USD
VWAP	146.18 USD
Volume (pcs)	2,452
Trading volume	358,433.36
Number of trades	2
Last size	1,537

Performance and Risk

	6m	1y	3y
Perf (%)	-	-	-
Perf (abs.)	-	-	-
Beta	0.68	0.81	1.05
Volatility	-	-	-

5y



Information about previous performance does not guarantee future performance.
Source: FactSet

Price data

Ø price 5 days Ø volume 5 days (pcs.)	- USD (3)
Ø price 30 days Ø volume 30 days (pcs.)	- USD (2)
Ø price 100 days Ø volume 100 days (pcs.)	- USD (3)
Ø price 250 days Ø volume 250 days (pcs.)	- USD (3)
YTD High date	- USD (-)
YTD Low date	- USD (-)
52 Weeks High date	- USD (-)
52 Weeks Low date	- USD (-)

All listings for PPG INDUSTRIES INC.

Exchange 📍	Date	Time	Price	Trading volume (mio.)	Number of trades
Vienna Stock Exchange	2024/08/16	17:32	110.60 EUR	0.00	5
Tradegate	2024/08/16	22:26	111.05 EUR	0.03	4
Stuttgart	2024/08/16	08:04	110.40 EUR	0.00	3
NYSE	2024/08/16	22:00	122.40 USD	313.08	23,506
Munich	2024/08/16	08:00	110.40 EUR	0.00	2

	08/16					
London Stock Exchange	2023/ 07/27	11:30	146.18 USD	0.36		2
Frankfurt	2024/ 08/16	21:49	109.65 EUR	0.00		3
Euronext Milan MTF Trading After Hours	-	-	-	0.00		-
Euronext Milan MTF Global Equity Market	2024/ 08/16	17:55	110.65 EUR	0.00		1
Duesseldorf	2024/ 08/16	08:10	110.35 EUR	0.00		2
Berlin	2024/ 08/16	08:08	110.40 EUR	0.00		3

Company profile

Company Logo



Contact Details

PPG INDUSTRIES INC.

--

One PPG Place - 15272 Pittsburgh

Telefon: +1-412-434-3131

Fax: +

E-mail: -

Company Profile

-

Members of Management Board

Martin Richenhagen Member of Board of Directors

Catherine Smith Member of Board of Directors

Cathy Smith Member of Board of Directors

Christopher Roberts Member of Board of Directors

Gary Heminger Member of Board of Directors

Guillermo Novo Member of Board of Directors

Kathleen Ligocki Member of Board of Directors

Kathy Fortmann Member of Board of Directors

Melanie Healey Member of Board of Directors

Michael Lamach Member of Board of Directors

Michael Nally Member of Board of Directors

Timothy M. Knavish Chairman of Managing Board

Brian R. Williams Member of Executive Committee

Vincent J. Morales Member of Executive Committee