

O'REILLY AUTOMOTIVE INC.

ISIN: **US67103H1077** WKN: **67103H107**

Overview

2023/12/28 15:49:40

Price

944.20 USD

Difference  0.19% (1.75)

General attributes

ISIN	US67103H1077
Symbol	ORLY
Exchange	London Stock Exchange
Currency	USD
Sector	Commerce
Security type	Stock
Market cap (m)	55,636 EUR
Benchmark	S&P 500

Market data

Bid (Bid size)	-
Ask (Ask size)	-
Open	944.20 USD
High	944.20 USD
Low	944.20 USD
Close (prev. day)	942.45 USD
VWAP	944.20 USD
Volume (pcs)	79
Trading volume	74,591.80
Number of trades	1
Last size	79

Futures and Options











Related Futures	-
Related Options	-

5y



Information about previous performance does not guarantee future performance.
Source: FactSet

Recent research

on sector		on market	
Date		Headline	Download
2024/04/26		Global Equity Ratings	
2024/04/26		Aktienempfehlungen Global	
2024/04/03		Global Equity Ratings	
2024/04/03		Aktienempfehlungen Global	
2024/03/13		Global Equity Ratings	

Details

2023/12/28 15:49:40

Price

944.20 USD

Difference ▲ 0.19% (1.75)

General attributes

ISIN	US67103H1077
Symbol	ORLY
Exchange	London Stock Exchange
Currency	USD
Sector	Commerce
Security type	Stock
Market cap (m)	55,636 EUR
Benchmark	S&P 500

Market data

Bid (Bid size)	-
Ask (Ask size)	-
Open	944.20 USD
High	944.20 USD
Low	944.20 USD
Close (prev. day)	942.45 USD
VWAP	944.20 USD
Volume (pcs)	79
Trading volume	74,591.80
Number of trades	1
Last size	79

Performance and Risk

	6m	1y	3y
Perf (%)	-	-	-
Perf (abs.)	-	-	-
Beta	0.47	0.47	0.56
Volatility	-	-	17.27

5y



Information about previous performance does not guarantee future performance.

Source: FactSet

Price data

Ø price 5 days Ø volume 5 days (pcs.)	- USD (18)
Ø price 30 days Ø volume 30 days (pcs.)	- USD (9)
Ø price 100 days Ø volume 100 days (pcs.)	944.20 USD (7)
Ø price 250 days Ø volume 250 days (pcs.)	919.43 USD (6)
YTD High date	- USD (-)
YTD Low date	- USD (-)
52 Weeks High date	944.20 USD (2023/12/28)
52 Weeks Low date	886.17 USD (2023/05/31)

Arbitrage views

Exchange ⊕	Date	Time	Price	Trading volume (mio.)	Number of trades
Vienna Stock Exchange	2024/04/30	17:32	953.40 EUR	0.00	2
Tradegate	2024/04/30	22:26	949.20 EUR	0.02	8
Stuttgart	2024/04/30	09:54	964.00 EUR	0.01	4
Nasdaq	2024/05/01	22:00	1,005.11 USD	618.07	27,016
Munich	2024/04/30	08:04	971.80 EUR	0.00	2

	30					
London Stock Exchange	2023/12/28	15:49	944.20 USD	0.07		1
Hanover	2024/04/30	08:45	966.60 EUR	0.00		3
Hamburg	2024/04/30	08:11	966.60 EUR	0.00		3
Frankfurt	2024/04/30	16:13	959.60 EUR	0.03		3
Duesseldorf	2024/04/30	08:10	965.00 EUR	0.00		3
Berlin	2024/04/30	16:37	953.40 EUR	0.00		2

Company profile

Company Logo



Contact Details

O'REILLY AUTOMOTIVE INC.

--

233 South Patterson Avenue - 65802-2298
Springfield

Telefon: +1-417-862-6708

Fax: +1-417-863-2242

E-mail: support@oreillyauto.com

Company Profile

-

Members of Management Board

Gregory Henslee Chairman of Board of Directors

Andrea Weiss Member of Board of Directors

Dana Perlman Member of Board of Directors

David O'Reilly Member of Board of Directors

Fred Whitfield Member of Board of Directors

Jay Burchfield Member of Board of Directors

John Murphy Member of Board of Directors

Lawrence O'Reilly Member of Board of Directors

Maria Sastre Member of Board of Directors

Thomas Hendrickson Member of Board of Directors

Brad W. Beckham Member of Executive Committee

Brent Kirby Member of Executive Committee

David E. O'Reilly Member of Executive Committee

Doug Bragg Member of Executive Committee

Greg L. Henslee Member of Executive Committee

Jeremy Fletcher Member of Executive Committee