

## LYONDELLBASELL INDUSTRIES NV

ISIN: NL0009434992 WKN: N53745100

## Overview

2023/11/07 15:30:00

## Price

91.15 USD

Difference  -9.32% (-9.37)

## General attributes

ISIN NL0009434992

Symbol LYB

Exchange London Stock Exchange

Currency USD

Sector Chemical / Pharmaceutical / Health

Security type Stock

Market cap (m) 28,759 EUR

Benchmark FTSE 100

## Market data

Bid (Bid size) -

Ask (Ask size) -

Open 91.15 USD

High 91.15 USD

Low 91.15 USD

Close (prev. day) 100.52 USD

VWAP 91.15 USD

Volume (pcs) 45

Trading volume 4,101.75

Number of trades 1

Last size 45

## Futures and Options

Related Futures -




Related Options -

5y



Information about previous performance does not guarantee future performance.  
Source: FactSet

## Recent research

on sector			
Date		Headline	Download
2024/08/16		Equity Weekly	
2024/08/13		Aktienempfehlungen Österreich	
2024/08/12		Global Equity Ratings	
2024/08/12		Aktienempfehlungen Global	
2024/08/09		Equity Weekly	

## Details

2023/11/07 15:30:00

## Price

91.15 USD

Difference  -9.32% (-9.37)

## General attributes

ISIN	NL0009434992
Symbol	LYB
Exchange	London Stock Exchange
Currency	USD
Sector	Chemical / Pharmaceutical / Health
Security type	Stock
Market cap (m)	28,759 EUR
Benchmark	FTSE 100

## Market data

Bid (Bid size)	-
Ask (Ask size)	-
Open	91.15 USD
High	91.15 USD
Low	91.15 USD
Close (prev. day)	100.52 USD
VWAP	91.15 USD
Volume (pcs)	45
Trading volume	4,101.75
Number of trades	1
Last size	45

## Performance and Risk

	6m	1y	3y
Perf (%)	-	-	-
Perf (abs.)	-	-	-
Beta	0.47	0.47	0.97
Volatility	-	-	-

5y



Information about previous performance does not guarantee future performance.  
Source: FactSet

## Price data

Ø price 5 days   Ø volume 5 days (pcs.)	- USD (11)
Ø price 30 days   Ø volume 30 days (pcs.)	- USD (6)
Ø price 100 days   Ø volume 100 days (pcs.)	- USD (9)
Ø price 250 days   Ø volume 250 days (pcs.)	95.84 USD (12)
YTD High   date	- USD (-)
YTD Low   date	- USD (-)
52 Weeks High   date	100.52 USD (2023/09/05)
52 Weeks Low   date	91.15 USD (2023/11/07)

## All listings for LYONDELLBASELL INDUSTRIES NV

Exchange 	Date	Time	Price	Trading volume (mio.)	Number of trades
Tradegate	2024/08/16	22:26	88.06 EUR	0.01	5
Stuttgart	2024/08/16	08:04	88.48 EUR	0.00	3
NYSE	2024/08/16	22:02	97.07 USD	336.98	27,700
Munich	2024/08/16	08:08	88.48 EUR	0.00	2
London Stock	2023/11/07	15:30	91.15 USD	0.00	1

Exchange	07						
Frankfurt	2024/08/ 16	16:25	88.34	EUR	0.01		2
Duesseldorf	2024/08/ 16	19:31	87.48	EUR	0.00		6
Berlin	2024/08/ 16	08:08	88.48	EUR	0.00		3

## Company profile

### Company Logo



### Contact Details

LYONDELLBASELL INDUSTRIES NV

--

One Vine Street, 4th Floor - W1J 0AH  
London

Telefon: +44-20-7220-2600

Fax: +44-1908-360-036

E-mail: -

### Company Profile

-

#### Members of Management Board

Peter Vanacker Chairman of Managing Board

Jim Seward Member of Executive Committee

Michael McMurray Member of Executive Committee

#### Board of directors

Jacques Aigrain Chairman of Supervisory Board

Albert Manifold Member of Supervisory Board

Anthony Chase Member of Supervisory Board

Bridget Karlin Member of Supervisory Board

Claire Farley Member of Supervisory Board

Lincoln Benet Member of Supervisory Board

Michael Hanley Member of Supervisory Board

Rita Griffin Member of Supervisory Board

Robert Dudley Member of Supervisory Board

Robin Buchanan Member of Supervisory Board

Virginia Kamsky Member of Supervisory Board