

MOSAIC CO

ISIN: US61945C1036

WKN: 61945C103

Overview

2024/07/11 15:30:01

Price

27.18 USD

Difference  -16.43% (-5.34)

General attributes

ISIN US61945C1036

Symbol MOS

Exchange London Stock Exchange

Currency USD

Sector Chemical / Pharmaceutical / Health

Security type Stock

Market cap (m) 8,050 EUR

Benchmark S&P 500

Market data

Bid (Bid size) -

Ask (Ask size) -

Open 27.18 USD

High 27.18 USD

Low 27.18 USD

Close (prev. day) 32.5248 USD

VWAP 27.18 USD

Volume (pcs) 1,000

Trading volume 27,180.00

Number of trades 1

Last size 1,000

Futures and Options

Related Futures -

Related Options -








5y



Information about previous performance does not guarantee future performance.

Source: FactSet

Recent research

on sector		on market	
Date		Headline	Download
2024/08/16		Equity Weekly	
2024/08/13		Aktienempfehlungen Österreich	
2024/08/12		Global Equity Ratings	
2024/08/12		Aktienempfehlungen Global	
2024/08/09		Equity Weekly	

Details

2024/07/11 15:30:01

Price

27.18 USD

Difference 📉 -16.43% (-5.34)

General attributes

ISIN	US61945C1036
Symbol	MOS
Exchange	London Stock Exchange
Currency	USD
Sector	Chemical / Pharmaceutical / Health
Security type	Stock
Market cap (m)	8,050 EUR
Benchmark	S&P 500

Market data

Bid (Bid size)	-
Ask (Ask size)	-
Open	27.18 USD
High	27.18 USD
Low	27.18 USD
Close (prev. day)	32.5248 USD
VWAP	27.18 USD
Volume (pcs)	1,000
Trading volume	27,180.00
Number of trades	1
Last size	1,000

Performance and Risk

	6m	1y	3y
Perf (%)	-	-	-
Perf (abs.)	-	-	-
Beta	0.64	0.89	0.95
Volatility	-	-	7.17

5y



Information about previous performance does not guarantee future performance.
Source: FactSet

Price data

Ø price 5 days Ø volume 5 days (pcs.)	- USD (93)
Ø price 30 days Ø volume 30 days (pcs.)	27.18 USD (285)
Ø price 100 days Ø volume 100 days (pcs.)	29.85 USD (267)
Ø price 250 days Ø volume 250 days (pcs.)	31.60 USD (172)
YTD High date	32.82 USD (2024/04/09)
YTD Low date	27.18 USD (2024/07/11)
52 Weeks High date	34.37 USD (2023/10/03)
52 Weeks Low date	27.18 USD (2024/07/11)

All listings for MOSAIC CO

Exchange	Date	Time	Price	Trading volume (mio.)	Number of trades
Xetra	2023/08/11	17:35	38.16 EUR	0.02	6
Tradegate	2024/08/16	22:02	25.15 EUR	0.00	1
Stuttgart	2024/08/16	08:04	25.04 EUR	0.00	3
NYSE	2024/08/16	22:00	27.72 USD	93.42	34,779
Munich	2024/08/16	08:00	25.015 EUR	0.00	2

	16						
London Stock Exchange	2024/07/11	15:30	27.18 USD	0.03		1	
Frankfurt	2024/08/16	08:58	25.00 EUR	0.00		2	
Duesseldorf	2024/08/16	19:30	25.22 EUR	0.00		5	
Berlin	2024/08/16	20:21	25.26 EUR	0.00		18	

Company profile

Company Logo



Contact Details

THE MOSAIC CO.

--

101 East Kennedy Boulevard, Suite 2500 -
33602 Tampa

Telefon: +1-800-918-8270

Fax: +

E-mail: contactus-mosaic@mosaicco.com

Company Profile

-

Members of Management Board

Gregory Ebel Chairman of Board of Directors

Kelvin Westbrook Member of Board of Directors

Cheryl Beebe Member of Board of Directors

David Seaton Member of Board of Directors

Emery Koenig Member of Board of Directors

Gretchen Watkins Member of Board of Directors

Jody Kuzenko Member of Board of Directors

João Teixeira Member of Board of Directors

Steven Seibert Member of Board of Directors

Timothy Gitzel Member of Board of Directors

Bruce Bodine Chairman of Managing Board

Clint Freeland Member of Executive Committee

Corrine D. Ricard Member of Executive Committee

Jenny Wang Member of Executive Committee

Karen Swager Member of Executive Committee

Phil Bauer Member of Executive Committee

Walter F. Precourt III Member of Executive Committee