

MARATHON OIL CORPORATION COM USD1.00

ISIN: **US5658491064** WKN: **565849106**

Overview

2023/12/28 16:45:13

Price

24.64 USD

Difference  -4.79% (-1.24)

General attributes

ISIN	US5658491064
Symbol	MRO
Exchange	London Stock Exchange
Currency	USD
Sector	Energy / Commodities
Security type	Stock
Market cap (m)	14,487 EUR
Benchmark	S&P 500

Market data

Bid (Bid size)	-
Ask (Ask size)	-
Open	24.64 USD
High	24.64 USD
Low	24.64 USD
Close (prev. day)	25.88 USD
VWAP	24.64 USD
Volume (pcs)	255
Trading volume	6,283.20
Number of trades	1
Last size	255

Futures and Options











Related Futures	-
Related Options	-

5y



Information about previous performance does not guarantee future performance.
Source: FactSet

Recent research

on sector		on market	
Date		Headline	Download
2024/07/26		Equity Weekly	
2024/07/24		Global Equity Ratings	
2024/07/24		Aktienempfehlungen Global	
2024/07/15		Aktienempfehlungen Global	
2024/07/12		Equity Weekly	

Details

2023/12/28 16:45:13

Price

24.64 USD

Difference ▼ -4.79% (-1.24)

General attributes

ISIN	US5658491064
Symbol	MRO
Exchange	London Stock Exchange
Currency	USD
Sector	Energy / Commodities
Security type	Stock
Market cap (m)	14,487 EUR
Benchmark	S&P 500

Market data

Bid (Bid size)	-
Ask (Ask size)	-
Open	24.64 USD
High	24.64 USD
Low	24.64 USD
Close (prev. day)	25.88 USD
VWAP	24.64 USD
Volume (pcs)	255
Trading volume	6,283.20
Number of trades	1
Last size	255

Performance and Risk

	6m	1y	3y
Perf (%)	-	-	-
Perf (abs.)	-	-	-
Beta	0.29	0.39	0.90
Volatility	-	-	1.49

5y



Information about previous performance does not guarantee future performance.
Source: FactSet

Price data

Ø price 5 days Ø volume 5 days (pcs.)	- USD (2)
Ø price 30 days Ø volume 30 days (pcs.)	- USD (50)
Ø price 100 days Ø volume 100 days (pcs.)	- USD (122)
Ø price 250 days Ø volume 250 days (pcs.)	24.64 USD (146)
YTD High date	- USD (-)
YTD Low date	- USD (-)
52 Weeks High date	24.64 USD (2023/12/28)
52 Weeks Low date	24.64 USD (2023/12/28)

Arbitrage views

Exchange ⊕	Date	Time	Price	Trading volume (mio.)	Number of trades
Xetra	2023/09/08	17:35	25.70 EUR	0.00	4
Tradegate	2024/07/26	22:26	25.675 EUR	0.00	1
Stuttgart	2024/07/26	15:44	25.695 EUR	0.00	5
NYSE	2024/07/26	22:00	27.87 USD	123.30	32,038
Munich	2024/08/02	08:02	25.83 EUR	0.00	1

	07/26					
London Stock Exchange	2023/ 12/28	16:45	24.64 USD	0.01		1
Frankfurt	2024/ 07/26	08:03	25.485 EUR	0.00		2
Euronext Milan MTF Trading After Hours	-	-	-	0.00		-
Euronext Milan MTF Global Equity Market	2024/ 07/26	17:44	25.54 EUR	0.00		1
Duesseldorf	2024/ 07/26	19:30	25.72 EUR	0.00		7
Berlin	2024/ 07/26	08:08	25.47 EUR	0.00		3

Company profile

Company Logo



Contact Details

MARATHON OIL CORP.

--

990 Town & Country Boulevard -
77024-2217 Houston

Telefon: +1-713-629-6600

Fax: +

E-mail: -

Company Profile

-

Members of Management Board

Brent Smolik Member of Board of Directors

Chadwick Deaton Member of Board of Directors

Holli Ladhani Member of Board of Directors

M. Hyland Member of Board of Directors

Marcela Donadio Member of Board of Directors

Mark McCollum Member of Board of Directors

Shawn Williams Member of Board of Directors

Lee M. Tillman Chairman of Managing Board

Bruce McCullough Member of Executive Committee

Dane Whitehead Member of Executive Committee

Kim Warnica Member of Executive Committee

Mike Henderson Member of Executive Committee

Patrick J. Wagner Member of Executive Committee

Rob White Member of Executive Committee