

## HORMEL FOODS CORP

ISIN: **US4404521001** WKN: **440452100**

## Overview

2024/02/13 17:19:14

Price  
28.83 USDDifference  -4.95% (-1.50)

## General attributes

ISIN	US4404521001
Symbol	HRL
Exchange	London Stock Exchange
Currency	USD
Sector	Consumer Products
Security type	Stock
Market cap (m)	16,175 EUR
Benchmark	S&P 500

## Market data

Bid (Bid size)	-
Ask (Ask size)	-
Open	28.83 USD
High	28.83 USD
Low	28.83 USD
Close (prev. day)	30.33 USD
VWAP	28.83 USD
Volume (pcs)	225
Trading volume	6,486.75
Number of trades	1
Last size	225

## Futures and Options











Related Futures	-
Related Options	-

5y



Information about previous performance does not guarantee future performance.  
Source: FactSet

## Recent research

on sector		on market	
Date		Headline	Download
2024/07/26		Equity Weekly	
2024/07/24		Global Equity Ratings	
2024/07/24		Aktienempfehlungen Global	
2024/07/15		Aktienempfehlungen Global	
2024/07/12		Equity Weekly	

## Details

2024/02/13 17:19:14

## Price

28.83 USD

Difference ▼ -4.95% (-1.50)

## General attributes

ISIN	US4404521001
Symbol	HRL
Exchange	London Stock Exchange
Currency	USD
Sector	Consumer Products
Security type	Stock
Market cap (m)	16,175 EUR
Benchmark	S&P 500

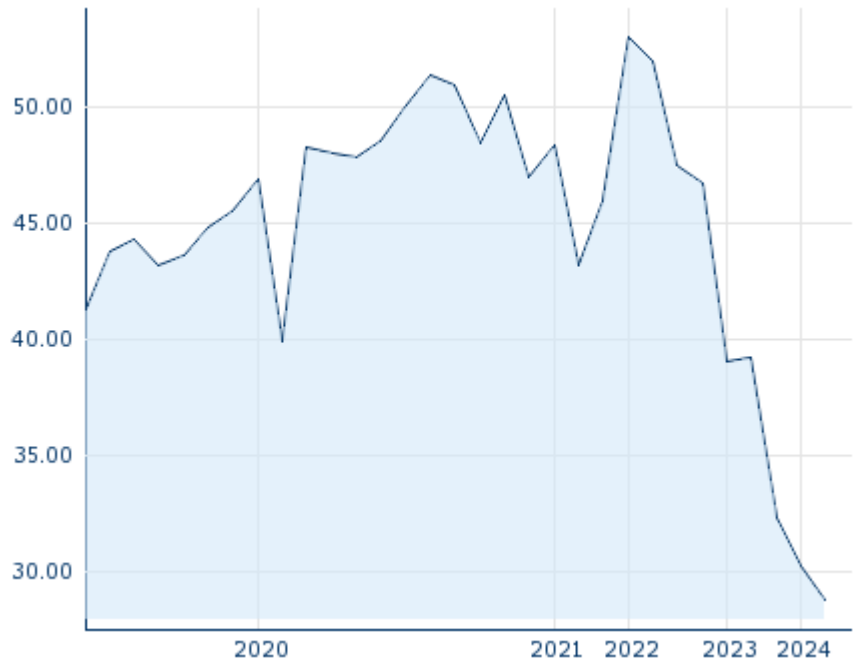
## Market data

Bid (Bid size)	-
Ask (Ask size)	-
Open	28.83 USD
High	28.83 USD
Low	28.83 USD
Close (prev. day)	30.33 USD
VWAP	28.83 USD
Volume (pcs)	225
Trading volume	6,486.75
Number of trades	1
Last size	225

## Performance and Risk

	6m	1y	3y
Perf (%)	-	-	-
Perf (abs.)	-	-	-
Beta	0.24	0.28	0.23
Volatility	-	-	-

5y



Information about previous performance does not guarantee future performance.  
Source: FactSet

## Price data

Ø price 5 days   Ø volume 5 days (pcs.)	- USD (1)
Ø price 30 days   Ø volume 30 days (pcs.)	- USD (2)
Ø price 100 days   Ø volume 100 days (pcs.)	- USD (29)
Ø price 250 days   Ø volume 250 days (pcs.)	30.50 USD (22)
YTD High   date	30.33 USD (2024/01/22)
YTD Low   date	28.83 USD (2024/02/13)
52 Weeks High   date	32.35 USD (2023/11/13)
52 Weeks Low   date	28.83 USD (2024/02/13)

## All listings for HORMEL FOODS CORP

Exchange	Date	Time	Price	Trading volume (mio.)	Number of trades
Vienna Stock Exchange	2024/07/26	17:32	29.44 EUR	0.00	5
Tradegate	2024/07/26	22:26	29.48 EUR	0.07	22
Stuttgart	2024/07/26	13:02	29.51 EUR	0.02	5
NYSE	2024/07/26	22:00	32.01 USD	52.19	17,886
Munich	2024/07/26	10:26	29.51 EUR	0.01	2

	26						
London Stock Exchange	2024/02/13	17:19	28.83 USD	0.01			1
Frankfurt	2024/07/26	08:07	29.48 EUR	0.00			1
Duesseldorf	2024/07/26	19:31	29.39 EUR	0.00			7
Berlin	2024/07/26	08:08	29.25 EUR	0.00			3

## Company profile

### Company Logo



### Contact Details

HORMEL FOODS CORP.

--

1 Hormel Place - 55912-3680 Austin

Telefon: +1-507-437-5611

Fax: +

E-mail: -

### Company Profile

-

### Members of Management Board

Elsa Murano Member of Board of Directors

Christopher Policinski Member of Board of Directors

Gary Bhojwani Member of Board of Directors

Michael Zechmeister Member of Board of Directors

Prama Bhatt Member of Board of Directors

Sally Smith Member of Board of Directors

Stephen Lacy Member of Board of Directors

Steven White Member of Board of Directors

William Newlands Member of Board of Directors

James P. Snee Chairman of Managing Board

Deanna Brady Member of Executive Committee

Jacinth Smiley Member of Executive Committee

Pierre Lilly Member of Executive Committee

Scott Aakre Member of Executive Committee