

GENERAL DYNAMICS CORPORATION

ISIN: **US3695501086** WKN: **369550108**

Overview

2024/06/17 17:00:57

Price
291.18 USDDifference  0.64% (1.85)

General attributes

ISIN	US3695501086
Symbol	GD
Exchange	London Stock Exchange
Currency	USD
Sector	Transport
Security type	Stock
Market cap (m)	76,431 EUR
Benchmark	S&P 500

Market data

Bid (Bid size)	239.00 USD (20)
Ask (Ask size)	- USD
Open	291.18 USD
High	291.18 USD
Low	291.18 USD
Close (prev. day)	289.33 USD
VWAP	291.18 USD
Volume (pcs)	162,998
Trading volume	47,461,757.64
Number of trades	2
Last size	81,499

Futures and Options










Related Futures	-
Related Options	-

5y



Information about previous performance does not guarantee future performance.
Source: FactSet

Recent research

on sector		on market	
Date		Headline	Download
2024/06/21		Global Equity Ratings	
2024/06/21		Aktienempfehlungen Global	
2024/06/14		Equity Weekly	
2024/06/14		Global Equity Ratings	
2024/06/14		Aktienempfehlungen Global	

Details

2024/06/17 17:00:57

Price

291.18 USD

Difference ▲ 0.64% (1.85)

General attributes

ISIN	US3695501086
Symbol	GD
Exchange	London Stock Exchange
Currency	USD
Sector	Transport
Security type	Stock
Market cap (m)	76,431 EUR
Benchmark	S&P 500

Market data

Bid (Bid size)	239.00 USD (20)
Ask (Ask size)	- USD
Open	291.18 USD
High	291.18 USD
Low	291.18 USD
Close (prev. day)	289.33 USD
VWAP	291.18 USD
Volume (pcs)	162,998
Trading volume	47,461,757.64
Number of trades	2
Last size	81,499

Performance and Risk

	6m	1y	3y
Perf (%)	-	-	-
Perf (abs.)	-	-	-
Beta	0.30	0.36	0.57
Volatility	1.28	0.94	6.87

5y



Information about previous performance does not guarantee future performance.
Source: FactSet

Price data

Ø price 5 days Ø volume 5 days (pcs.)	291.18 USD (32,665)
Ø price 30 days Ø volume 30 days (pcs.)	290.26 USD (5,483)
Ø price 100 days Ø volume 100 days (pcs.)	282.88 USD (1,709)
Ø price 250 days Ø volume 250 days (pcs.)	265.84 USD (722)
YTD High date	294.71 USD (2024/04/08)
YTD Low date	251.99 USD (2024/01/16)
52 Weeks High date	294.71 USD (2024/04/08)
52 Weeks Low date	212.65 USD (2023/06/29)

Arbitrage views

Exchange 📍	Date	Time	Price	Trading volume (mio.)	Number of trades
Xetra	2024/06/21	17:35	279.65 EUR	0.00	2
Vienna Stock Exchange	2024/06/21	17:32	279.55 EUR	0.00	2
Tradegate	2024/06/21	22:26	279.00 EUR	0.03	11
Stuttgart	2024/06/21	21:53	278.90 EUR	0.01	7
NYSE	2024/	22:00	298.25 USD	503.79	22,665

	06/21					
Munich	2024/ 06/21	08:00	278.60	EUR	0.00	1
London Stock Exchange	2024/ 06/17	17:00	291.18	USD	47.46	2
Hanover	2024/ 06/21	08:01	278.60	EUR	0.00	3
Hamburg	2024/ 06/21	08:01	278.60	EUR	0.00	3
Frankfurt	2024/ 06/21	08:05	278.60	EUR	0.00	2
Euronext Milan MTF Trading After Hours	2024/ 05/28	19:48	279.10	EUR	0.01	1
Euronext Milan MTF Global Equity Market	2024/ 06/21	17:44	279.85	EUR	0.00	1
Duesseldorf	2024/ 06/21	19:31	279.40	EUR	0.00	7
Berlin	2024/ 06/21	08:04	278.60	EUR	0.00	3

Company profile

Company Logo

GENERAL DYNAMICS

Contact Details

GENERAL DYNAMICS CORP.

--

11011 Sunset Hills Road - 20190-5311
Reston

Telefon: +1-703-876-3000

Fax: +

E-mail: -

Company Profile

-

Members of Management Board

C. Nye Member of Board of Directors

Catherine Reynolds Member of Board of Directors

Cecil Haney Member of Board of Directors

Charles Hooper Member of Board of Directors

James Mattis Member of Board of Directors

John Stratton Member of Board of Directors

Laura Schumacher Member of Board of Directors

Mark Malcolm Member of Board of Directors

Peter Wall Member of Board of Directors

Richard Clarke Member of Board of Directors

Robert Steel Member of Board of Directors

Rudy de Leon Member of Board of Directors

Phebe N. Novakovic Chairman of Managing Board

Jason W. Aiken Member of Executive Committee

Mark C. Roualet Member of Executive Committee