

## EVERSOURCE ENERGY

ISIN: US30040W1080 WKN: 30040W108

## Overview

2023/09/12 15:52:36

Price

61.96 USD

Difference  -33.10% (-30.66)

## General attributes

ISIN	US30040W1080
Symbol	ES
Exchange	London Stock Exchange
Currency	USD
Sector	Utilities
Security type	Stock
Market cap (m)	21,207 EUR
Benchmark	S&P 500

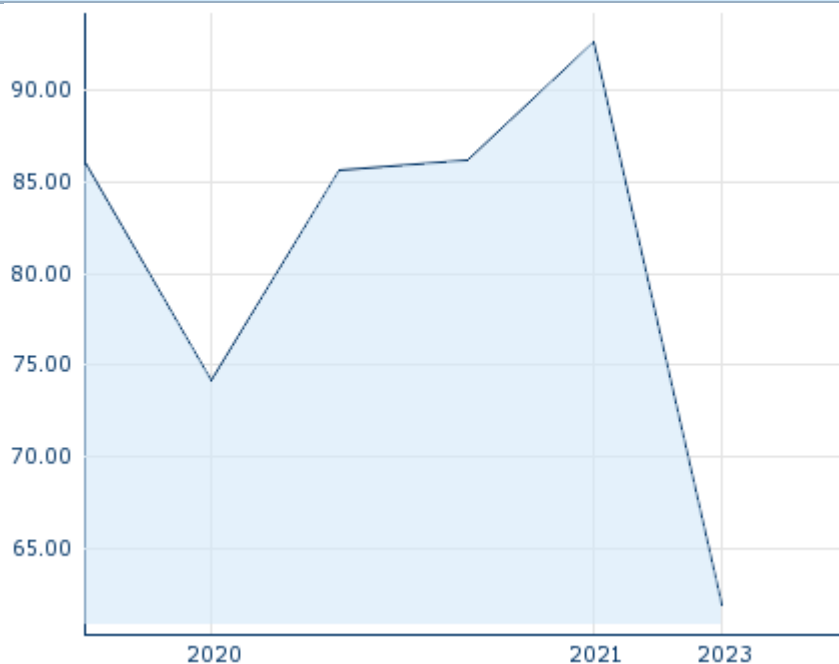
## Market data

Bid (Bid size)	-
Ask (Ask size)	-
Open	61.96 USD
High	61.96 USD
Low	61.96 USD
Close (prev. day)	92.62 USD
VWAP	61.96 USD
Volume (pcs)	207
Trading volume	12,825.72
Number of trades	1
Last size	207

## Futures and Options


Related Futures	-
Related Options	-

5y



Information about previous performance does not guarantee future performance.  
Source: FactSet

## Recent research

on sector		on market	
Date		Headline	Download
2024/08/13		Aktienempfehlungen Österreich	
2024/08/12		Global Equity Ratings	
2024/08/12		Aktienempfehlungen Global	
2024/07/29		Aktienempfehlungen Österreich	
2024/07/26		Equity Weekly	

## Details

2023/09/12 15:52:36

## Price

61.96 USD

Difference 📉 -33.10% (-30.66)

## General attributes

ISIN	US30040W1080
Symbol	ES
Exchange	London Stock Exchange
Currency	USD
Sector	Utilities
Security type	Stock
Market cap (m)	21,207 EUR
Benchmark	S&P 500

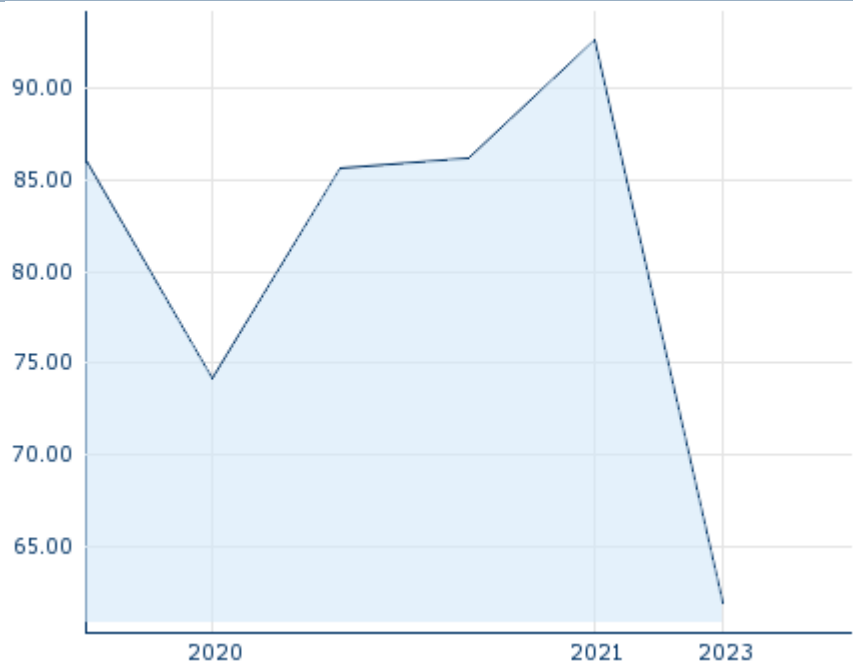
## Market data

Bid (Bid size)	-
Ask (Ask size)	-
Open	61.96 USD
High	61.96 USD
Low	61.96 USD
Close (prev. day)	92.62 USD
VWAP	61.96 USD
Volume (pcs)	207
Trading volume	12,825.72
Number of trades	1
Last size	207

## Performance and Risk

	6m	1y	3y
Perf (%)	-	-	-
Perf (abs.)	-	-	-
Beta	-0.10	0.41	0.47
Volatility	-	-	-

5y



Information about previous performance does not guarantee future performance.  
Source: FactSet

## Price data

Ø price 5 days   Ø volume 5 days (pcs.)	- USD (-)
Ø price 30 days   Ø volume 30 days (pcs.)	- USD (4)
Ø price 100 days   Ø volume 100 days (pcs.)	- USD (6)
Ø price 250 days   Ø volume 250 days (pcs.)	61.96 USD (11)
YTD High   date	- USD (-)
YTD Low   date	- USD (-)
52 Weeks High   date	61.96 USD (2023/09/12)
52 Weeks Low   date	61.96 USD (2023/09/12)

## All listings for EVERSOURCE ENERGY

Exchange	Date	Time	Price	Trading volume (mio.)	Number of trades
Vienna Stock Exchange	2024/08/16	17:32	59.50 EUR	0.00	5
Tradegate	2024/08/16	22:02	59.50 EUR	0.00	1
Stuttgart	2024/08/16	18:44	58.50 EUR	0.00	4
NYSE	2024/08/16	22:00	65.11 USD	147.55	23,712
Munich	2024/	08:07	59.50 EUR	0.00	2

	08/16					
London Stock Exchange	2023/ 09/12	15:52	61.96 USD	0.01		1
Frankfurt	2024/ 08/16	08:06	59.00 EUR	0.00		2
Euronext Milan MTF Trading After Hours	2024/ 02/01	20:12	50.50 EUR	0.00		1
Euronext Milan MTF Global Equity Market	2024/ 08/16	18:10	59.00 EUR	0.00		1
Duesseldorf	2024/ 08/16	08:10	58.50 EUR	0.00		2
Berlin	2024/ 08/16	20:21	59.00 EUR	0.00		17

## Company profile

### Company Logo



#### Contact Details

EVERSOURCE ENERGY

--

300 Cadwell Drive - 01104 Springfield

Telefon: +1-860-286-5000

Fax: +

E-mail: -

### Company Profile

-

#### Members of Management Board

Cotton Cleveland	Member of Board of Directors
Dan Nova	Member of Board of Directors
David Long	Member of Board of Directors
Frederica Williams	Member of Board of Directors
Gregory Jones	Member of Board of Directors
John Kim	Member of Board of Directors
Linda Forry	Member of Board of Directors
Loretta Keane	Member of Board of Directors
Paul Chodak III	Chairman of Managing Board
Gregory B. Butler	Member of Executive Committee
Jay S. Buth	Member of Executive Committee
John M. Moreira	Member of Executive Committee
Joseph R. Nolan, Jr.	Member of Executive Committee