

## SQUIRREL MEDIA SA EUR0.50

ISIN: **ES0183304080** WKN: -

## Overview

2024/09/18 17:35:08

Price  
1.50 EURDifference  1.69% (0.03)

## General attributes

|                |                                    |
|----------------|------------------------------------|
| ISIN           | ES0183304080                       |
| Symbol         | SQRL                               |
| Exchange       | BME Continuous Market              |
| Currency       | EUR                                |
| Sector         | Media / Entertainment / Recreation |
| Security type  | Stock                              |
| Market cap (m) | 136 EUR                            |
| Benchmark      | IBEX 35                            |

## Market data

|                   |              |
|-------------------|--------------|
| Bid (Bid size)    | -            |
| Ask (Ask size)    | -            |
| Open              | 1.54 EUR     |
| High              | 1.54 EUR     |
| Low               | 1.48 EUR     |
| Close (prev. day) | 1.475 EUR    |
| VWAP              | 1.490933 EUR |
| Volume (pcs)      | 17,145       |
| Trading volume    | 25,562.05    |
| Number of trades  | 11           |
| Last size         | -            |

## Futures and Options







|                 |   |
|-----------------|---|
| Related Futures | - |
| Related Options | - |

5y



Information about previous performance does not guarantee future performance.  
Source: FactSet

## Recent research

| on sector  |   | on market                     |   |
|------------|---|-------------------------------|---|
| Date       |   | Headline                      | Download  |
| 2024/09/11 |  | Global Equity Ratings         |  |
| 2024/09/11 |  | Aktienempfehlungen Global     |  |
| 2024/09/09 |  | Aktienempfehlungen Österreich |  |
| 2024/09/05 |  | Global Equity Ratings         |  |
| 2024/09/05 |  | Aktienempfehlungen Global     |  |

## Details

2024/09/18 17:35:08

## Price

1.50 EUR

Difference ▲ 1.69% (0.03)

## General attributes

|                |                                    |
|----------------|------------------------------------|
| ISIN           | ES0183304080                       |
| Symbol         | SQRL                               |
| Exchange       | BME Continuous Market              |
| Currency       | EUR                                |
| Sector         | Media / Entertainment / Recreation |
| Security type  | Stock                              |
| Market cap (m) | 136 EUR                            |
| Benchmark      | IBEX 35                            |

## Market data

|                   |              |
|-------------------|--------------|
| Bid (Bid size)    | -            |
| Ask (Ask size)    | -            |
| Open              | 1.54 EUR     |
| High              | 1.54 EUR     |
| Low               | 1.48 EUR     |
| Close (prev. day) | 1.475 EUR    |
| VWAP              | 1.490933 EUR |
| Volume (pcs)      | 17,145       |
| Trading volume    | 25,562.05    |
| Number of trades  | 11           |
| Last size         | -            |

## Performance and Risk

|             | 6m      | 1y      | 3y      |
|-------------|---------|---------|---------|
| Perf (%)    | -10.71% | -25.00% | -59.51% |
| Perf (abs.) | -0.18   | -0.50   | -2.21   |
| Beta        | -       | -       | -       |
| Volatility  | 35.68   | 49.20   | 41.27   |

5y



Information about previous performance does not guarantee future performance.  
Source: FactSet

## Price data

|   |                       |
|---|-----------------------|
| Ø price 5 days   Ø volume 5 days (pcs.)     | 1.49 EUR (11,554)     |
| Ø price 30 days   Ø volume 30 days (pcs.)   | 1.59 EUR (12,701)     |
| Ø price 100 days   Ø volume 100 days (pcs.) | 1.60 EUR (25,265)     |
| Ø price 250 days   Ø volume 250 days (pcs.) | 1.59 EUR (23,492)     |
| YTD High   date                             | 2.10 EUR (2024/02/27) |
| YTD Low   date                              | 1.29 EUR (2024/01/12) |
| 52 Weeks High   date                        | 2.10 EUR (2024/02/27) |
| 52 Weeks Low   date                         | 1.29 EUR (2024/01/12) |

## Arbitrage views

| Exchange <span>⊕</span> | Date       | Time  | Price     | Trading volume (mio.) | Number of trades |
|-------------------------|------------|-------|-----------|-----------------------|------------------|
| Stuttgart               | 2024/09/19 | 08:00 | 1.425 EUR | 0.00                  | 1                |
| London Stock Exchange   | 2018/05/22 | 17:35 | 0.011 EUR | 0.00                  | 1                |
| Frankfurt               | 2024/09/19 | 09:59 | 1.425 EUR | 0.00                  | 3                |
| Duesseldorf             | 2024/09/19 | 09:31 | 1.42 EUR  | 0.00                  | 2                |
| BME Continuous          | 2024/09/18 | 17:35 | 1.50 EUR  | 0.03                  | 11               |



## Company profile

### Company Logo

### Company Profile

#### Contact Details

VERTICE TRESCIENTOS SESENTA  
GRADOS

--

C/ Alcalá 516 y 518 28027 Madrid

Telefon: (+34) 91 754 67 00

Fax: -

E-mail: comunicacion@vertice360.com