

SQUIRREL MEDIA SA EUR0.50

ISIN: **ES0183304080** WKN: -

Overview

2022/08/09 17:38:00

Price
3.05 EURDifference  0.33% (0.01)

General attributes

ISIN	ES0183304080
Symbol	SQRL
Exchange	BME Continuous Market
Currency	EUR
Sector	Media / Entertainment / Recreation
Security type	Stock
Market cap (m)	272 EUR
Benchmark	IBEX 35

Market data

Bid (Bid size)	-
Ask (Ask size)	-
Open	3.05 EUR
High	3.11 EUR
Low	2.92 EUR
Close (prev. day)	3.04 EUR
VWAP	3.05024 EUR
Volume (pcs)	4,368
Trading volume	13,323.45
Number of trades	12
Last size	-

Futures and Options







Related Futures	-
Related Options	-

5y



Information about previous performance does not guarantee future performance.
Source: FactSet

Recent research

on sector		on market	
Date		Headline	Download
2022/08/08		Global Equity Ratings	
2022/08/08		Aktienempfehlungen Global	
2022/08/08		Aktienempfehlungen Österreich	
2022/07/25		Aktienempfehlungen Österreich	
2022/07/25		Global Equity Ratings	

Details

2022/08/09 17:38:00

Price
3.05 EUR

Difference ▲ 0.33% (0.01)

General attributes

ISIN	ES0183304080
Symbol	SQRL
Exchange	BME Continuous Market
Currency	EUR
Sector	Media / Entertainment / Recreation
Security type	Stock
Market cap (m)	272 EUR
Benchmark	IBEX 35

Market data

Bid (Bid size)	-
Ask (Ask size)	-
Open	3.05 EUR
High	3.11 EUR
Low	2.92 EUR
Close (prev. day)	3.04 EUR
VWAP	3.05024 EUR
Volume (pcs)	4,368
Trading volume	13,323.45
Number of trades	12
Last size	-

Performance and Risk

	6m	1y	3y
Perf (%)	-20.42%	-19.89%	-10.59%
Perf (abs.)	-0.78	-0.76	-0.36
Beta	-	-	-
Volatility	30.33	33.58	45.85

5y



Information about previous performance does not guarantee future performance.
Source: FactSet

Price data

Ø price 5 days Ø volume 5 days (pcs.)	3.06 EUR (770)
Ø price 30 days Ø volume 30 days (pcs.)	3.14 EUR (1,818)
Ø price 100 days Ø volume 100 days (pcs.)	3.34 EUR (3,319)
Ø price 250 days Ø volume 250 days (pcs.)	3.55 EUR (3,599)
YTD High date	3.90 EUR (2022/02/15)
YTD Low date	2.86 EUR (2022/07/08)
52 Weeks High date	4.05 EUR (2021/10/01)
52 Weeks Low date	2.86 EUR (2022/07/08)

Arbitrage views

Exchange ⊕	Date	Time	Price	Trading volume (mio.)	Number of trades
Stuttgart	2022/08/09	13:28	2.78 EUR	0.00	6
London Stock Exchange	2018/05/22	17:35	0.011 EUR	0.00	1
Frankfurt	2022/08/09	09:16	3.02 EUR	0.00	1
BME Continuous Market	2022/08/09	17:38	3.05 EUR	0.01	12

Company profile

Company Logo

<https://>

Company Profile

-

Contact Details

VERTICE TRESCIENTOS SESENTA
GRADOS

--

C/ Alcalá 516 y 518 28027 Madrid

Telefon: (+34) 91 754 67 00

Fax: -

E-mail: comunicacion@vertice360.com