

## BANK POLSKA KASA OPIEKI SA

ISIN: PLPEKAO00016 WKN: -

## Overview

2024/06/24 18:15:34

Price

42.89 USD

Difference  23.18% (8.07)

## General attributes

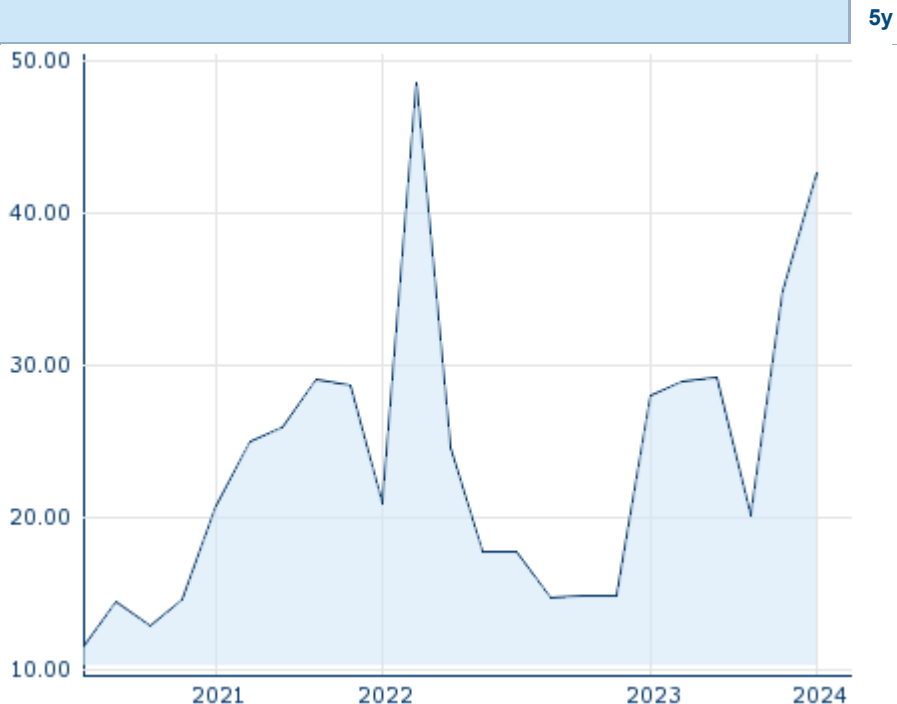
ISIN	PLPEKAO00016
Symbol	PEO
Exchange	FINRA other OTC Issues
Currency	USD
Sector	Financial
Security type	Stock
Market cap (m)	9,831 EUR
Benchmark	POLAND WIG 20

## Market data

Bid (Bid size)	-
Ask (Ask size)	-
Open	42.89 USD
High	42.89 USD
Low	42.64 USD
Close (prev. day)	34.82 USD
VWAP	42.865 USD
Volume (pcs)	2,000
Trading volume	85,730.00
Number of trades	2
Last size	1,800

## Futures and Options











Related Futures	15
Related Options	-



Information about previous performance does not guarantee future performance.

Source: FactSet

## Recent research

	on sector	on market	
Date		Headline	Download
2024/07/24		Global Equity Ratings	
2024/07/24		Aktienempfehlungen Global	
2024/07/19		Equity Weekly	
2024/07/15		Aktienempfehlungen Global	
2024/07/12		Global Equity Ratings	

## Details

2024/06/24 18:15:34

## Price

42.89 USD

Difference ▲ 23.18% (8.07)

## General attributes

ISIN	PLPEKAO00016
Symbol	PEO
Exchange	FINRA other OTC Issues
Currency	USD
Sector	Financial
Security type	Stock
Market cap (m)	9,831 EUR
Benchmark	POLAND WIG 20

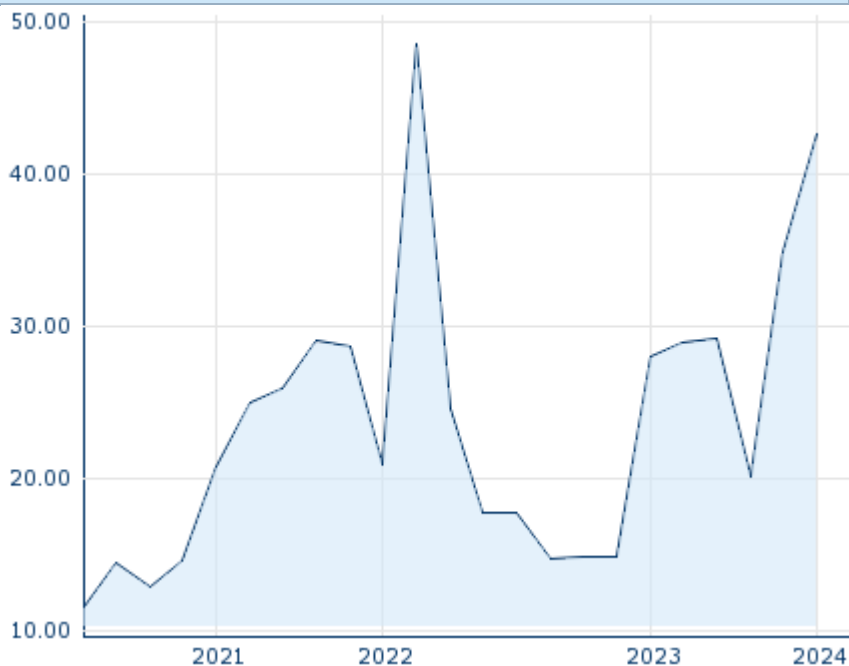
## Market data

Bid (Bid size)	-
Ask (Ask size)	-
Open	42.89 USD
High	42.89 USD
Low	42.64 USD
Close (prev. day)	34.82 USD
VWAP	42.865 USD
Volume (pcs)	2,000
Trading volume	85,730.00
Number of trades	2
Last size	1,800

## Performance and Risk

	6m	1y	3y
Perf (%)	-	-	-
Perf (abs.)	-	-	-
Beta	1.19	1.30	1.29
Volatility	-	-	2.26

5y



Information about previous performance does not guarantee future performance.  
Source: FactSet

## Price data

Ø price 5 days   Ø volume 5 days (pcs.)	- USD (-)
Ø price 30 days   Ø volume 30 days (pcs.)	42.64 USD (69)
Ø price 100 days   Ø volume 100 days (pcs.)	42.64 USD (21)
Ø price 250 days   Ø volume 250 days (pcs.)	31.09 USD (175)
YTD High   date	42.89 USD (2024/06/24)
YTD Low   date	42.64 USD (2024/06/24)
52 Weeks High   date	42.89 USD (2024/06/24)
52 Weeks Low   date	19.92 USD (2023/09/27)

## Arbitrage views

Exchange <span>⊕</span>	Date	Time	Price	Trading volume (mio.)	Number of trades
Stuttgart	2024/07/26	08:17	35.71 EUR	0.00	3
Munich	2024/07/26	10:21	37.40 EUR	0.00	2
London Stock Exchange European Trade Reporting	2024/07/26	16:50	54.45 PLN	0.00	1
Hanover	2024/07/26	09:10	37.49 EUR	0.00	3
Frankfurt	2024/	08:03	37.44 EUR	0.00	2

	07/26					
FINRA other OTC Issues	2024/ 06/24	18:15	42.89 USD	0.09		2
Duesseldorf	2024/ 07/26	19:31	37.11 EUR	0.00		7
Berlin	2024/ 07/26	08:04	37.44 EUR	0.00		3

## Company profile

### Company Logo



### Contact Details

BANK POLSKA KASA OPIEKI SA

--

ul. Zubra 1 - 01-066 Warschau

Telefon: +48-51-856-1922

Fax: +

E-mail: info@pekao.com.pl

### Company Profile

-

#### Members of Management Board

Leszek Skiba	Chairman of Managing Board
Blazej Szczeciński	Member of Executive Committee
Jarosław Fuchs	Member of Executive Committee
Jerzy Kwieciński	Member of Executive Committee
Magdalena Zmitrowicz	Member of Executive Committee
Marcin Gadomski	Member of Executive Committee
Paweł Straczyński	Member of Executive Committee
Piotr Zborowski	Member of Executive Committee
Wojciech Werochowski	Member of Executive Committee

#### Board of directors

Artur Olech	Chairman of Supervisory Board
Anna Wawrzynczak-Palyniczak	Member of Supervisory Board
Artur Nowak-Far	Member of Supervisory Board
Bartosz Grzeskowiak	Member of Supervisory Board
Jacek Niescior	Member of Supervisory Board
Krzysztof Czeszejko-Sochacki	Member of Supervisory Board
Radosław Niedzielski	Member of Supervisory Board
Robert Sochacki	Member of Supervisory Board