

FINNING INTERNATIONAL INC.

ISIN: CA3180714048 WKN: 318071404

Overview

2024/05/09 15:30:00

Price

42.97 CAD

Difference  -0.19% (-0.08)

General attributes

ISIN	CA3180714048
Symbol	FTT
Exchange	London Stock Exchange
Currency	CAD
Sector	Commerce
Security type	Stock
Market cap (m)	3,845 EUR
Benchmark	S&P/TSX 60 INDEX

Market data

Bid (Bid size)	-
Ask (Ask size)	-
Open	42.97 CAD
High	42.97 CAD
Low	42.97 CAD
Close (prev. day)	43.05 CAD
VWAP	42.97 CAD
Volume (pcs)	76
Trading volume	3,265.72
Number of trades	1
Last size	76

Futures and Options











Related Futures	-
Related Options	-

5y



Information about previous performance does not guarantee future performance.
Source: FactSet

Recent research

on sector	Date	Headline	Download
	2024/07/12	 Global Equity Ratings	
	2024/07/12	 Aktienempfehlungen Global	
	2024/06/21	 Equity Weekly	
	2024/06/21	 Global Equity Ratings	
	2024/06/21	 Aktienempfehlungen Global	

Details

2024/05/09 15:30:00

Price

42.97 CAD

 Difference ▼ -0.19% (-0.08)

General attributes

ISIN	CA3180714048
Symbol	FTT
Exchange	London Stock Exchange
Currency	CAD
Sector	Commerce
Security type	Stock
Market cap (m)	3,845 EUR
Benchmark	S&P/TSX 60 INDEX

Market data

Bid (Bid size)	-
Ask (Ask size)	-
Open	42.97 CAD
High	42.97 CAD
Low	42.97 CAD
Close (prev. day)	43.05 CAD
VWAP	42.97 CAD
Volume (pcs)	76
Trading volume	3,265.72
Number of trades	1
Last size	76

Performance and Risk

	6m	1y	3y
Perf (%)	-	-	-
Perf (abs.)	-	-	-
Beta	1.06	1.06	1.31
Volatility	46.96	46.23	50.52

5y



Information about previous performance does not guarantee future performance.
Source: FactSet

Price data

Ø price 5 days Ø volume 5 days (pcs.)	- CAD (-)
Ø price 30 days Ø volume 30 days (pcs.)	42.97 CAD (16)
Ø price 100 days Ø volume 100 days (pcs.)	39.51 CAD (121)
Ø price 250 days Ø volume 250 days (pcs.)	39.91 CAD (160)
YTD High date	43.05 CAD (2024/04/10)
YTD Low date	35.40 CAD (2024/02/15)
52 Weeks High date	43.74 CAD (2023/09/15)
52 Weeks Low date	35.05 CAD (2023/12/11)

Arbitrage views

Exchange	Date	Time	Price	Trading volume (mio.)	Number of trades
Toronto Stock Exchange	2024/07/12	22:00	40.71 CAD	15.23	2,286
Stuttgart	2024/07/12	20:14	27.20 EUR	0.00	11
London Stock Exchange	2024/05/09	15:30	42.97 CAD	0.00	1
Frankfurt	2024/07/12	08:00	26.80 EUR	0.00	2
FINRA other OTC	2024/07/12	21:50	29.84 USD	0.01	5

Issues	12						
Duesseldorf	2024/07/12	19:31	26.80	EUR	0.00		5

Company profile

Company Logo

Contact Details

FINNING INTERNATIONAL INC.

--

Park Place, Suite 1000, Burrard Street 666
V6C 2X8 Vancouver, BC

Telefon: +1 604 331 4950

Fax: +1 604 331 4899

E-mail: investor_relations@finning.ca

Company Profile

-

Members of Management Board

L. Scott Thomson	Chairman of Managing Board
Alexandre De Moraes Zanelatto	Member of Executive Committee
Amanda Hobson	Member of Executive Committee
Anna P. Marks	Member of Executive Committee
David Primrose	Member of Executive Committee
David W. Cummings	Member of Executive Committee
Greg Palaschuk	Member of Executive Committee
Jane Murdoch	Member of Executive Committee
Juan Pablo Amar	Member of Executive Committee
Kevin Parkes	Member of Executive Committee
Tim Ferwerda	Member of Executive Committee

Board of directors

Harold Kvisle	Chairman of Supervisory Board
Andrés Kuhlmann Jahn	Member of Supervisory Board
Charles Ruigrok	Member of Supervisory Board
Edward Seraphim	Member of Supervisory Board
James Carter	Member of Supervisory Board
John Rhind	Member of Supervisory Board
Manjit Sharma	Member of Supervisory Board
Mary Kelley	Member of Supervisory Board
Nancy Tower	Member of Supervisory Board
Nicholas Hartery	Member of Supervisory Board
Stuart Levenick	Member of Supervisory Board
Vicki Avril-Groves	Member of Supervisory Board