

APPIAN CORPORATION COM USD0.0001 CL A

ISIN: **US03782L1017** WKN: **03782L101**

Overview

2024/08/20 15:30:00

Price

31.16 USD

Difference  6.24% (1.83)

General attributes

ISIN	US03782L1017
Symbol	APPN
Exchange	London Stock Exchange
Currency	USD
Sector	-
Security type	Stock
Market cap (m)	1,221 EUR
Benchmark	S&P 500

Market data

Bid (Bid size)	- (0)
Ask (Ask size)	-
Open	31.16 USD
High	31.16 USD
Low	31.16 USD
Close (prev. day)	29.33 USD
VWAP	31.16 USD
Volume (pcs)	385
Trading volume	11,996.60
Number of trades	1
Last size	385

Futures and Options

Related Futures	-
Related Options	-









5y



Information about previous performance does not guarantee future performance.
Source: FactSet

Recent research

on market

Date	Headline	Download
2024/09/11	 Global Equity Ratings	
2024/09/11	 Aktienempfehlungen Global	
2024/09/09	 Marktkommentar	
2024/09/05	 Global Equity Ratings	
2024/09/05	 Aktienempfehlungen Global	

Details

2024/08/20 15:30:00

Price

31.16 USD

Difference ▲ 6.24% (1.83)

General attributes

ISIN	US03782L1017
Symbol	APPN
Exchange	London Stock Exchange
Currency	USD
Sector	-
Security type	Stock
Market cap (m)	1,221 EUR
Benchmark	S&P 500

Market data

Bid (Bid size)	- (0)
Ask (Ask size)	-
Open	31.16 USD
High	31.16 USD
Low	31.16 USD
Close (prev. day)	29.33 USD
VWAP	31.16 USD
Volume (pcs)	385
Trading volume	11,996.60
Number of trades	1
Last size	385

Performance and Risk

	6m	1y	3y
Perf (%)	-	-	-
Perf (abs.)	-	-	-
Beta	-	-	-
Volatility	-	4.81	8.08

5y



Information about previous performance does not guarantee future performance.
Source: FactSet

Price data

Ø price 5 days Ø volume 5 days (pcs.)	- USD (5)
Ø price 30 days Ø volume 30 days (pcs.)	31.16 USD (54)
Ø price 100 days Ø volume 100 days (pcs.)	30.25 USD (69)
Ø price 250 days Ø volume 250 days (pcs.)	33.64 USD (67)
YTD High date	34.77 USD (2024/04/22)
YTD Low date	29.33 USD (2024/06/13)
52 Weeks High date	37.34 USD (2023/11/20)
52 Weeks Low date	29.33 USD (2024/06/13)

All listings for APPIAN CORPORATION COM USD0.0001 CL A

Exchange	Date	Time	Price	Trading volume (mio.)	Number of trades
Tradegate	2024/09/13	22:26	29.66 EUR	0.00	4
Stuttgart	2024/09/13	20:07	29.32 EUR	0.00	5
Nasdaq	2024/09/13	22:00	32.87 USD	10.41	8,364
Munich	2024/09/13	08:03	28.53 EUR	0.00	1
London Stock	2024/08/20	15:30	31.16 USD	0.01	1

Exchange	20						
Frankfurt	2024/09/ 13	21:55	29.42	EUR	0.00		10
Duesseldorf	2024/09/ 13	19:30	29.47	EUR	0.00		6
Berlin	2024/09/ 13	20:30	29.29	EUR	0.00		19

Company profile

Company Logo



Company Profile

-

Contact Details

APPIAN CORPORATION COM

--

Telefon: -

Fax: -

E-mail: -