

ALBEMARLE CORP

ISIN: US0126531013 WKN: 012653101

Overview

2024/06/20 15:30:00

Price

97.70 USD

Difference  -2.65% (-2.66)

General attributes

ISIN US0126531013

Symbol ALB

Exchange London Stock Exchange

Currency USD

Sector Chemical / Pharmaceutical / Health

Security type Stock

Market cap (m) 10,296 EUR

Benchmark S&P 500

Market data

Bid (Bid size) 127.00 USD (7)

Ask (Ask size) - USD (0)

Open 97.70 USD

High 97.70 USD

Low 97.70 USD

Close (prev. day) 100.36 USD

VWAP 97.70 USD

Volume (pcs) 2,097

Trading volume 29,310.00

Number of trades 29

Last size 300

Futures and Options

Related Futures -











Related Options -

5y



Information about previous performance does not guarantee future performance.
Source: FactSet

Recent research

on sector		on market	
Date		Headline	Download
2024/06/21		Global Equity Ratings	
2024/06/21		Aktienempfehlungen Global	
2024/06/14		Equity Weekly	
2024/06/14		Global Equity Ratings	
2024/06/14		Aktienempfehlungen Global	

Details

2024/06/20 15:30:00

Price
97.70 USD

Difference 📉 -2.65% (-2.66)

General attributes

ISIN	US0126531013
Symbol	ALB
Exchange	London Stock Exchange
Currency	USD
Sector	Chemical / Pharmaceutical / Health
Security type	Stock
Market cap (m)	10,296 EUR
Benchmark	S&P 500

Market data

Bid (Bid size)	127.00 USD (7)
Ask (Ask size)	- USD (0)
Open	97.70 USD
High	97.70 USD
Low	97.70 USD
Close (prev. day)	100.36 USD
VWAP	97.70 USD
Volume (pcs)	2,097
Trading volume	29,310.00
Number of trades	29
Last size	300

Performance and Risk

	6m	1y	3y
Perf (%)	-34.42%	-57.26%	-39.27%
Perf (abs.)	-51.27	-130.87	-63.18
Beta	2.34	2.17	1.55
Volatility	26.71	23.26	16.41

5y



Information about previous performance does not guarantee future performance.
Source: FactSet

Price data

Ø price 5 days Ø volume 5 days (pcs.)	99.09 USD (779)
Ø price 30 days Ø volume 30 days (pcs.)	113.33 USD (387)
Ø price 100 days Ø volume 100 days (pcs.)	120.57 USD (532)
Ø price 250 days Ø volume 250 days (pcs.)	135.79 USD (422)
YTD High date	138.61 USD (2024/02/29)
YTD Low date	97.70 USD (2024/06/20)
52 Weeks High date	246.00 USD (2023/07/13)
52 Weeks Low date	97.70 USD (2024/06/20)

All listings for ALBEMARLE CORP

Exchange 📍	Date	Time	Price	Trading volume (mio.)	Number of trades
Xetra	2024/06/21	09:49	87.99 EUR	0.01	5
Vienna Stock Exchange	2024/06/21	09:05	88.00 EUR	0.00	1
Tradegate	2024/06/21	09:56	87.97 EUR	0.05	20
Stuttgart	2024/06/21	09:23	87.52 EUR	0.02	3
NYSE	2024/06/20	22:00	93.79 USD	539.37	79,525

	20						
Munich	2024/06/21	09:38	87.52	EUR	0.01		2
London Stock Exchange	2024/06/20	15:30	97.70	USD	0.03		29
Hamburg	2024/06/21	08:00	87.52	EUR	0.00		1
Frankfurt	2024/06/21	08:02	87.63	EUR	0.00		1
Duesseldorf	2024/06/21	09:31	87.51	EUR	0.00		2
Berlin	2024/06/21	09:10	87.69	EUR	0.00		2

Company profile

Company Logo



Contact Details

ALBEMARLE CORP.

--

4250 Congress Street, Suite 900 - 28209
Charlotte

Telefon: +1-980-299-5700

Fax: +

E-mail: -

Company Profile

-

Members of Management Board

Ralf Cramer Member of Board of Directors

Alejandro Wolff Member of Board of Directors

Dean Seavers Member of Board of Directors

Diarmuid O'Connell Member of Board of Directors

Gerald Steiner Member of Board of Directors

Glenda Minor Member of Board of Directors

Holly van Deursen Member of Board of Directors

James O'Brien Member of Board of Directors

Mary Brlas Member of Board of Directors

J. Kent Masters Chairman of Managing Board

Eric W. Norris Member of Executive Committee

Jac Fourie Member of Executive Committee

Kristin M. Coleman Member of Executive Committee

Melissa Anderson Member of Executive Committee

Neal Sheorey Member of Executive Committee

Netha Johnson Member of Executive Committee