

DAX PERFORMANCE INDEX

ISIN: DE0008469008 WKN: -

Overview

2021/10/15 17:55:00

Price

15,587.36 EURDifference  0.81% (124.64)

General attributes

ISIN DE0008469008

Symbol DAX

Country Germany

Instruments in index 40

Type of index Performance Index

Security type Index

Market data

Open 15,481.22 EUR

High 15,598.58 EUR

Low 15,465.93 EUR

Close (prev. day) 15,462.72 EUR

Trading volume (m) 86,457,479

Volume (pcs) 3,891,380,929

5y



Information about previous performance does not guarantee future performance.

Source: FactSet

Top 5

Name 	Price	+ - (%) 	Trend 
RWE AG	32.09	+4.49 	
HELLOFRESH...	80.96	+4.01 	
DELIVERY H...	114.60	+3.71 	
DEUTSCHE B...	11.412	+3.16 	
ADIDAS AG	274.40	+2.77 	

Intraday 1w 1m 6m 1y 3y









Flop 5

Name 	Price	+ - (%) 	Trend 
HENKEL AG ...	77.54	-0.95 	
SARTORIUS ...	526.40	-0.75 	
FRESENIUS ...	40.90	-0.73 	
SYMRISE AG	114.30	-0.26 	
QIAGEN NV	51.64	-0.18 	

Intraday 1w 1m 6m 1y 3y

Recent research

on market

Date	Headline	Download 
2021/10/14	 Week Ahead 	
2021/10/14	 Wochenausblick 	
2021/10/13	 Credit Markets Weekly 	
2021/10/13	 Credit Markets Weekly (DE) 	
2021/10/12	 Q4 2021 	

Futures and Options

Related Futures 9

Related Options -

Details

2021/10/15 17:55:00

Price

15,587.36 EURDifference  0.81% (124.64)

General attributes

ISIN DE0008469008

Symbol DAX

Country Germany

Security type Index

Instruments in index 40

Market data

Open 15,481.22 EUR

High 15,598.58 EUR

Low 15,465.93 EUR

Close (prev. day) 15,462.72 EUR

Trading volume (m) 86,457,479

Volume (pcs) 3,891,380,929

Performance and Risk

	6m	1y	3y
Perf (%)	+2.18%	+22.70%	+34.21%
Perf (abs.)	+332.03	+2,883.61	+3,973.20
Beta	-	-	-
Volatility	14.15	16.24	22.70



Information about previous performance does not guarantee future performance.

Source: FactSet

Price data

Ø price 5 days Ø volume 5 days (pcs.)	15,329.09 EUR (78,814,354)
Ø price 30 days Ø volume 30 days (pcs.)	15,429.18 EUR (79,405,573)
Ø price 100 days Ø volume 100 days (pcs.)	15,599.31 EUR (65,023,484)
Ø price 250 days Ø volume 250 days (pcs.)	14,677.47 EUR (79,139,427)
YTD High date	16,030.33 EUR (2021/08/13)
YTD Low date	13,310.95 EUR (2021/01/28)
52 Weeks High date	16,030.33 EUR (2021/08/13)
52 Weeks Low date	11,450.08 EUR (2020/10/30)

Composition

Name  ISIN	Price	Diff %  Diff +/-	Performance 	Date Time	Turnover Pc.  Turnover Money 
ADIDAS AG DE000A1EWWW0	274.40	2.77% 7.40		21/10/15 17:35:13	897,675 244,847,076.95
AIRBUS SE NL0000235190	114.90	1.45% 1.64		21/10/15 17:38:14	320,029 36,575,669.06
ALLIANZ SE DE0008404005	198.60	1.12% 2.20		21/10/15 17:38:06	1,071,015 212,705,692.82
BASF SE DE000BASF111	65.00	-0.14% -0.09		21/10/15 17:35:29	2,476,482 160,685,508.43
BAYER AG DE000BAY0017	47.885	0.22% 0.11		21/10/15 17:35:07	2,973,506 142,260,444.10
BAYERISCHE MOTOREN WERKE ... DE0005190003	87.56	1.39% 1.20		21/10/15 17:35:24	1,307,758 114,159,431.15
BRENNTAG SE DE000A1DAH0	82.92	1.02% 0.84		21/10/15 17:36:25	419,443 34,572,704.16
CONTINENTAL AG DE0005439004	100.28	1.62% 1.60		21/10/15 17:35:29	365,634 36,551,622.70
COVESTRO AG DE0006062144	58.28	-0.17% -0.10		21/10/15 17:35:21	680,680 39,683,412.94
DAIMLER AG DE0007100000	83.65	0.52% 0.43		21/10/15 17:39:53	2,680,878 224,184,192.45
DELIVERY HERO SE DE000A2E4K43	114.60	3.71% 4.10		21/10/15 17:37:50	425,316 48,102,948.65
DEUTSCHE BANK AG DE0005140008	11.412	3.16% 0.35		21/10/15 17:39:22	9,418,037 107,214,760.41
DEUTSCHE BOERSE AG DE0005810055	147.35	1.13% 1.65		21/10/15 17:35:55	340,796 49,988,045.20
DEUTSCHE POST AG DE0005552004	52.76	-0.04% -0.02		21/10/15 17:35:16	2,898,432 152,837,392.09
DEUTSCHE TELEKOM AG DE0005557508	16.526	-0.02% -0.00		21/10/15 17:35:27	9,202,391 151,926,182.68
DEUTSCHE WOHNEN SE DE000A0HN5C6	52.94	-0.04% -0.02		21/10/15 17:35:12	444,066 23,512,709.76
E.ON SE DE000ENAG999	10.606	2.00% 0.21		21/10/15 17:39:04	11,294,890 119,340,260.08
FRESENIUS MEDICAL CARE AG... DE0005785802	61.28	0.07% 0.04		21/10/15 17:35:10	447,684 27,318,025.70
FRESENIUS SE & CO. KGAA DE0005785604	40.90	-0.73% -0.30		21/10/15 17:35:24	762,197 31,194,388.83
HEIDELBERGCEMENT AG DE0006047004	63.02	0.22% 0.14		21/10/15 17:35:28	517,650 32,700,529.88
HELLOFRESH SE DE000A161408	80.96	4.01% 3.12		21/10/15 17:35:23	672,378 53,872,444.40
HENKEL AG & CO VZ DE0006048432	77.54	-0.95% -0.74		21/10/15 17:35:02	463,828 36,015,546.50
INFINEON TECHNOLOGIES AG DE0006231004	37.07	0.32% 0.12		21/10/15 17:38:24	4,287,043 158,837,963.88
LINDE PLC COM EUR0.001 IE00BZ12WP82	265.00	-0.09% -0.25		21/10/15 17:36:30	811,607 215,309,397.15
MERCK KGAA DE0006599905	192.35	0.08% 0.15		21/10/15 17:35:10	268,173 51,583,024.30

DAX PERFORMANCE INDEX

MTU AERO ENGINES AG DE000A0D9PT0	190.05	0.18% 0.35		21/10/15 17:35:22	324,564 61,577,601.30
MÜNCHENER RÜCKVERSICHERUN... DE0008430026	244.35	1.05% 2.55	█	21/10/15 17:35:21	261,036 63,658,246.90
PORSCHE AUTOMOBIL HOLDING... DE000PAH0038	90.24	2.43% 2.14	█	21/10/15 17:35:22	595,891 53,539,312.14
PUMA SE DE0006969603	101.55	0.69% 0.70	█	21/10/15 17:35:05	258,924 26,217,432.90
QIAGEN NV NL0012169213	44.73	-0.18% -0.08		21/10/15 17:35:12	437,538 19,536,430.80
RWE AG DE0007037129	32.09	4.49% 1.38	█	21/10/15 17:36:40	5,783,083 182,571,846.34
SAP SE DE0007164600	126.28	1.06% 1.32	█	21/10/15 17:35:13	2,348,754 295,585,301.20
SARTORIUS AG VZ DE0007165631	526.40	-0.75% -4.00		21/10/15 17:35:11	63,313 33,460,927.40
SIEMENS AG DE0007236101	141.26	0.14% 0.20		21/10/15 17:37:23	1,515,476 212,728,824.42
SIEMENS ENERGY AG DE000ENER6Y0	23.91	1.53% 0.36	█	21/10/15 17:35:16	2,986,855 71,175,113.07
SIEMENS HEALTHINEERS AG DE000SHL1006	57.34	0.70% 0.40	█	21/10/15 17:35:17	449,499 25,716,427.10
SYMRISE AG DE000SYM9999	114.30	-0.26% -0.30		21/10/15 17:35:04	225,957 25,822,010.35
VOLKSWAGEN AG VZ DE0007664039	198.66	1.33% 2.60	█	21/10/15 17:37:53	980,498 194,652,249.50
VONOVIA SE DE000A1ML7J1	53.36	0.72% 0.38	█	21/10/15 17:35:12	1,459,567 77,484,667.74
ZALANDO SE DE000ZAL1111	79.36	1.72% 1.34	█	21/10/15 17:39:33	527,734 41,675,124.08