

DAX PERFORMANCE INDEX

ISIN: DE0008469008 WKN: -

Overview

2021/07/23 17:55:00

Price

15,669.29 EUR

Difference  1.00% (154.75)

General attributes

ISIN	DE0008469008
Symbol	DAX
Country	Germany
Instruments in index	30
Type of index	Performance Index
Security type	Index

Market data

Open	15,603.69 EUR
High	15,681.41 EUR
Low	15,583.65 EUR
Close (prev. day)	15,514.54 EUR
Trading volume (m)	54,104,972
Volume (pcs)	3,067,254,939

Top 5

Name 	Price	+ - (%) 	Trend 
DAIMLER AG	75.27	+5.45 	
CONTINENTA...	118.00	+3.07 	
MERCK KGAA	173.95	+2.29 	
BAYERISCHE...	85.55	+2.14 	
ADIDAS AG	317.80	+1.76 	

Intraday 1w 1m 6m 1y 3y

Flop 5

Name 	Price	+ - (%) 	Trend 
VONOVIA SE	57.62	-2.73 	
SIEMENS EN...	22.73	-1.56 	
SAP SE	117.80	-1.01 	
VOLKSWAGEN...	208.60	-0.10 	

Intraday 1w 1m 6m 1y 3y

5y














Information about previous performance does not guarantee future performance.

Source: FactSet

Recent research

on market

Date	Headline	Download 
2021/07/23	 Week Ahead	
2021/07/23	 Wochenausblick	
2021/07/22	 Will ECB forward guidance delay a rate hike?	
2021/07/22	 EZB: Spätere Zinserhöhung durch neue Forward Guida...	
2021/07/22	 Credit Markets Weekly	

Futures and Options

Related Futures 9

Related Options -

Details

2021/07/23 17:55:00

Price

15,669.29 EURDifference  1.00% (154.75)

General attributes

ISIN DE0008469008

Symbol DAX

Country Germany

Security type Index

Instruments in index 30

Market data

Open 15,603.69 EUR

High 15,681.41 EUR

Low 15,583.65 EUR

Close (prev. day) 15,514.54 EUR

Trading volume (m) 54,104,972

Volume (pcs) 3,067,254,939

Performance and Risk

	6m	1y	3y
Perf (%)	+12.94%	+19.58%	+24.87%
Perf (abs.)	+1,795.32	+2,565.90	+3,120.72
Beta	-	-	-
Volatility	14.79	18.15	22.75



Information about previous performance does not guarantee future performance.

Source: FactSet

Price data

Ø price 5 days Ø volume 5 days (pcs.)	15,391.16 EUR (68,530,916)
Ø price 30 days Ø volume 30 days (pcs.)	15,589.39 EUR (63,649,477)
Ø price 100 days Ø volume 100 days (pcs.)	15,248.19 EUR (75,087,991)
Ø price 250 days Ø volume 250 days (pcs.)	14,026.74 EUR (81,797,715)
YTD High date	15,810.68 EUR (2021/07/14)
YTD Low date	13,310.95 EUR (2021/01/28)
52 Weeks High date	15,810.68 EUR (2021/07/14)
52 Weeks Low date	11,450.08 EUR (2020/10/30)

Composition

Name  ISIN	Price	Diff %  Diff +/-	Performance 	Date Time	Turnover Pc.  Turnover Money 
ADIDAS AG DE000A1EWWW0	317.80	1.76% 5.50		21/07/23 17:39:06	309,925 97,980,491.70
ALLIANZ SE DE0008404005	210.50	0.79% 1.65		21/07/23 17:35:52	621,651 130,695,800.95
BASF SE DE000BASF111	67.02	0.74% 0.49		21/07/23 17:35:09	1,486,785 99,748,679.11
BAYER AG DE000BAY0017	51.20	0.14% 0.07		21/07/23 17:35:52	1,734,624 88,722,333.02
BAYERISCHE MOTOREN WERKE ... DE0005190003	85.55	2.14% 1.79		21/07/23 17:36:42	811,596 69,261,880.33
CONTINENTAL AG DE0005439004	118.00	3.07% 3.52		21/07/23 17:39:31	617,756 73,489,736.96
COVESTRO AG DE0006062144	56.20	1.19% 0.66		21/07/23 17:35:28	484,525 27,317,302.70
DAIMLER AG DE0007100000	75.27	5.45% 3.89		21/07/23 17:38:52	4,680,515 349,820,560.36
DELIVERY HERO SE DE000A2E4K43	129.40	1.01% 1.30		21/07/23 17:36:23	349,287 45,102,171.20
DEUTSCHE BANK AG DE0005140008	10.564	1.36% 0.14		21/07/23 17:35:00	6,197,526 65,687,635.24
DEUTSCHE BOERSE AG DE0005810055	147.75	1.23% 1.80		21/07/23 17:35:18	399,902 58,867,556.30
DEUTSCHE POST AG DE0005552004	59.37	1.37% 0.80		21/07/23 17:44:03	1,796,964 106,066,969.95
DEUTSCHE TELEKOM AG DE0005557508	17.884	1.21% 0.21		21/07/23 17:39:17	6,462,014 115,169,773.06
DEUTSCHE WOHNEN SE DE000A0HN5C6	51.12	0.39% 0.20		21/07/23 17:43:09	4,270,283 215,063,274.90
E.ON SE DE000ENAG999	10.366	0.93% 0.10		21/07/23 17:37:28	6,238,689 64,688,994.30
FRESENIUS MEDICAL CARE AG... DE0005785802	69.38	0.20% 0.14		21/07/23 17:35:17	410,872 28,466,393.50
FRESENIUS SE & CO. KGAA DE0005785604	45.775	0.72% 0.33		21/07/23 17:35:04	714,005 32,584,483.94
HEIDELBERGCEMENT AG DE0006047004	74.34	0.87% 0.64		21/07/23 17:35:17	361,259 26,863,527.36
HENKEL AG & CO VZ DE0006048432	85.88	0.12% 0.10		21/07/23 17:36:30	480,832 41,295,960.66
INFINEON TECHNOLOGIES AG DE0006231004	32.065	1.44% 0.46		21/07/23 17:35:54	3,456,547 110,885,903.55
LINDE PLC COM EUR0.001 IE00BZ12WP82	254.00	1.22% 3.05		21/07/23 17:43:59	558,089 141,155,014.60
MERCK KGAA DE0006599905	173.95	2.29% 3.90		21/07/23 17:35:04	344,260 59,583,949.10
MTU AERO ENGINES AG DE000A0D9PT0	207.50	1.57% 3.20		21/07/23 17:35:22	135,474 28,365,826.90
MÜNCHENER RÜCKVERSICHERUN... DE0008430026	229.60	1.19% 2.70		21/07/23 17:35:52	242,583 55,557,256.65
RWE AG DE0007037129	30.19	1.65% 0.49		21/07/23 17:35:24	2,906,668 87,561,070.38

DAX PERFORMANCE INDEX

SAP SE DE0007164600	117.80	-1.01% -1.20		21/07/23 17:38:18	2,471,929 292,582,381.16
SIEMENS AG DE0007236101	134.56	0.42% 0.56		21/07/23 17:35:21	1,103,431 148,464,507.32
SIEMENS ENERGY AG DE000ENER6Y0	22.73	-1.56% -0.36		21/07/23 17:35:25	1,792,067 40,954,056.28
VOLKSWAGEN AG VZ DE0007664039	208.60	-0.10% -0.20		21/07/23 17:44:00	1,089,503 227,490,347.65
VONOVIA SE DE000A1ML7J1	57.62	-2.73% -1.62		21/07/23 17:44:12	2,368,022 137,761,109.52