

DAX PERFORMANCE INDEX

ISIN: **DE0008469008** WKN: -

Overview

2021/06/23 17:55:00

Price

15,456.39 EUR

Difference ▼ -1.15% (-179.94)

General attributes

ISIN	DE0008469008
Symbol	DAX
Country	Germany
Instruments in index	30
Type of index	Performance Index
Security type	Index

Top 5

Name	Price	+ - (%)	Trend
VONOVIA SE	54.86	+0.26	↔
SIEMENS AG	136.86	+0.12	↔

Intraday 1w 1m 6m 1y 3y

Flop 5

Name	Price	+ - (%)	Trend
VOLKSWAGEN...	217.95	-2.44	▼
MTU AERO E...	214.70	-2.36	▼
MÜNCHENER ...	234.75	-2.33	▼
COVESTRO A...	54.44	-2.12	▼
LINDE PLC ...	284.76	-1.90	▼

Intraday 1w 1m 6m 1y 3y



More information on countries & regions

➤ Markets by Region



Information about previous performance does not guarantee future performance.
Source: FactSet

Recent research

on market		
Date	Headline	Download
2021/06/23	Credit Markets Weekly (DE)	
2021/06/22	USD: Firmer for now, sideways in medium term	
2021/06/22	Devisen News: US-Dollar vorerst fester, mittelfris...	
2021/06/22	Global Equity Ratings	
2021/06/22	Aktienempfehlungen Global	

Details

2021/06/23 17:55:00

Price

15,456.39 EURDifference  -1.15% (-179.94)

General attributes

ISIN DE0008469008

Symbol DAX

Country Germany

Security type Index

Instruments in index 30

Market data

Open 15,674.33 EUR

High 15,675.90 EUR

Low 15,456.39 EUR

Close (prev. day) 15,636.33 EUR

Trading volume (m) 58,308,672

Volume (pcs) 2,722,699,501

Performance and Risk

	6m	1y	3y
Perf (%)	+13.76%	+23.42%	+22.87%
Perf (abs.)	+1,869.16	+2,932.63	+2,876.67
Beta	-	-	-
Volatility	14.05	18.51	22.73








Information about previous performance does not guarantee future performance.

Source: FactSet

Price data

Ø price 5 days Ø volume 5 days (pcs.)	15,574.33 EUR (79,152,250)
Ø price 30 days Ø volume 30 days (pcs.)	15,512.64 EUR (70,363,597)
Ø price 100 days Ø volume 100 days (pcs.)	14,891.99 EUR (80,335,484)
Ø price 250 days Ø volume 250 days (pcs.)	13,778.59 EUR (83,745,776)
YTD High date	15,802.67 EUR (2021/06/14)
YTD Low date	13,310.95 EUR (2021/01/28)
52 Weeks High date	15,802.67 EUR (2021/06/14)
52 Weeks Low date	11,450.08 EUR (2020/10/30)

Composition

Name  ISIN	Price	Diff %  Diff +/-	Performance 	Date Time	Turnover Pc.  Turnover Money 
ADIDAS AG DE000A1EWWW0	290.65	-0.02% -0.05		21/06/23 17:35:27	328,818 95,672,484.25
ALLIANZ SE DE0008404005	213.15	-1.18% -2.55		21/06/23 17:35:43	837,942 179,375,669.00
BASF SE DE000BASF111	65.30	-1.29% -0.85		21/06/23 17:36:56	1,885,264 123,869,817.27
BAYER AG DE000BAY0017	50.55	-1.46% -0.75		21/06/23 17:35:19	4,079,198 206,035,584.50
BAYERISCHE MOTOREN WERKE ... DE0005190003	91.37	-1.72% -1.60		21/06/23 17:40:24	873,245 80,245,211.15
CONTINENTAL AG DE0005439004	127.30	-0.20% -0.26		21/06/23 17:35:04	277,821 35,479,430.58
COVESTRO AG NPV DE0006062144	54.44	-2.12% -1.18		21/06/23 17:35:21	1,062,270 58,582,745.20
DAIMLER AG DE0007100000	78.30	-1.30% -1.03		21/06/23 17:38:52	1,754,980 138,251,161.75
DELIVERY HERO SE DE000A2E4K43	106.00	-1.85% -2.00		21/06/23 17:35:20	361,471 38,656,371.05
DEUTSCHE BANK AG DE0005140008	10.84	-0.70% -0.08		21/06/23 17:37:03	7,698,131 83,702,310.76
DEUTSCHE BOERSE AG DE0005810055	146.15	-1.45% -2.15		21/06/23 17:35:05	406,676 59,651,283.65
DEUTSCHE POST AG DE0005552004	57.12	-0.63% -0.36		21/06/23 17:35:24	1,882,354 107,910,785.90
DEUTSCHE TELEKOM AG DE0005557508	17.74	-1.31% -0.24		21/06/23 17:36:28	6,948,564 124,086,342.73
DEUTSCHE WOHNEN SE DE000A0HN5C6	51.52	0.00% 0.00		21/06/23 17:35:12	1,332,935 68,732,501.00
E.ON SE DE000ENAG999	9.853	-0.81% -0.08		21/06/23 17:36:47	5,467,833 53,961,910.95
FRESENIUS MEDICAL CARE AG... DE0005785802	68.74	-0.95% -0.66		21/06/23 17:37:47	342,934 23,622,848.02
FRESENIUS SE & CO. KGAA DE0005785604	43.975	-1.02% -0.46		21/06/23 17:35:07	710,836 31,306,865.73
HEIDELBERGCEMENT AG DE0006047004	72.12	-1.31% -0.96		21/06/23 17:35:21	392,731 28,499,262.20
HENKEL AG & CO VZ DE0006048432	89.60	-0.33% -0.30		21/06/23 17:35:07	310,366 27,807,244.92
INFINEON TECHNOLOGIES AG DE0006231004	32.34	-1.87% -0.62		21/06/23 17:35:22	3,032,300 98,817,447.26
LINDE PLC COM EUR0.001 IE00BZ12WP82	240.05	-1.90% -4.65		21/06/23 17:35:06	791,857 191,160,527.40
MERCK KGAA DE0006599905	155.50	-0.96% -1.50		21/06/23 17:35:23	235,778 36,843,036.80
MTU AERO ENGINES AG DE000A0D9PT0	214.70	-2.36% -5.20		21/06/23 17:41:48	112,339 24,259,050.40
MÜNCHENER RÜCKVERSICHERUN... DE0008430026	234.75	-2.33% -5.60		21/06/23 17:35:00	307,901 72,741,117.60
RWE AG DE0007037129	30.02	-0.73% -0.22		21/06/23 17:36:35	2,333,775 70,158,451.93

DAX PERFORMANCE INDEX

SAP SE DE0007164600	116.58	-1.27% -1.50		21/06/23 17:35:20	1,267,210 148,558,073.38
SIEMENS AG DE0007236101	136.86	0.12% 0.16		21/06/23 17:42:30	1,357,266 185,649,671.40
SIEMENS ENERGY AG DE000ENER6Y0	24.90	-1.07% -0.27		21/06/23 17:44:55	1,572,899 39,241,275.97
VOLKSWAGEN AG VZ DE0007664039	217.95	-2.44% -5.45		21/06/23 17:37:03	925,346 203,400,139.20
VONOVIA SE DE000A1ML7J1	54.86	0.26% 0.14		21/06/23 17:36:17	1,576,955 86,420,836.64