

TELEKOM SLOVENIJE NPV

ISIN: **SI0031104290** WKN: -

Overview

2019/03/29 14:20:00

5y

Price

81.90 EUR

Difference  0.00% (0.00)

General attributes

ISIN	SI0031104290
Symbol	TLSG
Exchange	London Stock Exchange
Currency	EUR
Sector	-
Security type	Stock
Market cap (m)	487 EUR
Benchmark	MSCI WORLD INDEX (STRD, UHD)

Market data

Bid (Bid size)	-
Ask (Ask size)	-
Open	81.90 EUR
High	81.90 EUR
Low	81.90 EUR
Close (prev. day)	81.90 EUR
VWAP	-
Volume (pcs)	-
Trading volume	-
Number of trades	1
Last size	-

Futures and Options











Related Futures	-
Related Options	-

Chart
not available

Information about previous performance does not guarantee future performance.
Source: FactSet

Recent research

on market

Date		Headline	Download
2024/07/12		Aktienempfehlungen Global	
2024/07/03		Global Strategy 3Q 2024	
2024/07/03		Global Strategy 3Q 2024	
2024/06/21		Global Equity Ratings	
2024/06/21		Aktienempfehlungen Global	

Details

2019/03/29 14:20:00

Price

81.90 EUR

Difference ➔ 0.00% (0.00)

General attributes

ISIN	SI0031104290
Symbol	TLSG
Exchange	London Stock Exchange
Currency	EUR
Sector	-
Security type	Stock
Market cap (m)	487 EUR
Benchmark	MSCI WORLD INDEX (STRD, UHD)

Market data

Bid (Bid size)	-
Ask (Ask size)	-
Open	81.90 EUR
High	81.90 EUR
Low	81.90 EUR
Close (prev. day)	81.90 EUR
VWAP	-
Volume (pcs)	-
Trading volume	-
Number of trades	1
Last size	-

Performance and Risk

	6m	1y	3y
Perf (%)	-	+0.00%	-
Perf (abs.)	-	+0.00	-
Beta	0.14	0.15	0.20
Volatility	0.00	0.00	116.02

5y

Chart
not available

Information about previous performance does not guarantee future performance.
Source: FactSet

Price data

Ø price 5 days Ø volume 5 days (pcs.)	81.90 EUR (0)
Ø price 30 days Ø volume 30 days (pcs.)	81.90 EUR (0)
Ø price 100 days Ø volume 100 days (pcs.)	111.88 EUR (0)
Ø price 250 days Ø volume 250 days (pcs.)	138.83 EUR (0)
YTD High date	81.90 EUR (2019/03/26)
YTD Low date	81.90 EUR (2019/03/26)
52 Weeks High date	81.90 EUR (2019/03/26)
52 Weeks Low date	81.90 EUR (2019/03/26)

All listings for TELEKOM SLOVENIJE NPV

Exchange ⊕	Date	Time	Price	Trading volume (mio.)	Number of trades
London Stock Exchange	2019/03/29	14:20	81.90 EUR	0.00	1
Ljubljana Stock Exchange	2024/07/12	14:21	74.50 EUR	0.15	5

Company profile

Company Logo

Contact Details

TELEKOM SLOVENIJE

--

Telefon: -

Fax: -

E-mail: -

Company Profile

-