

## SOLAR-FABRIK AG

ISIN: DE0006614712 WKN: 661471

## Overview

2023/09/15 21:13:14

Price

0.009 EUR

Difference  0.00% (0.00)

## General attributes

ISIN	DE0006614712
Symbol	SFX
Exchange	Duesseldorf
Currency	EUR
Sector	Other
Security type	Stock
Market cap (m)	0 EUR
Benchmark	GERMANY DAX

## Market data

Bid (Bid size)	-
Ask (Ask size)	-
Open	0.009 EUR
High	0.016 EUR
Low	0.009 EUR
Close (prev. day)	0.009 EUR
VWAP	-
Volume (pcs)	29,139
Trading volume	285.25
Number of trades	5
Last size	14,539

## Futures and Options

Related Futures	-
Related Options	-







5y



Information about previous performance does not guarantee future performance.

Source: FactSet

## Recent research

on sector		on market	
Date		Headline	Download
2024/06/21		Equity Weekly	
2024/06/21		Global Equity Ratings	
2024/06/21		Aktienempfehlungen Global	
2024/06/14		Equity Weekly	
2024/06/14		Global Equity Ratings	

## Details

2023/09/15 21:13:14

## Price

0.009 EUR

Difference ➔ 0.00% (0.00)

## General attributes

ISIN	DE0006614712
Symbol	SFX
Exchange	Duesseldorf
Currency	EUR
Sector	Other
Security type	Stock
Market cap (m)	0 EUR
Benchmark	GERMANY DAX

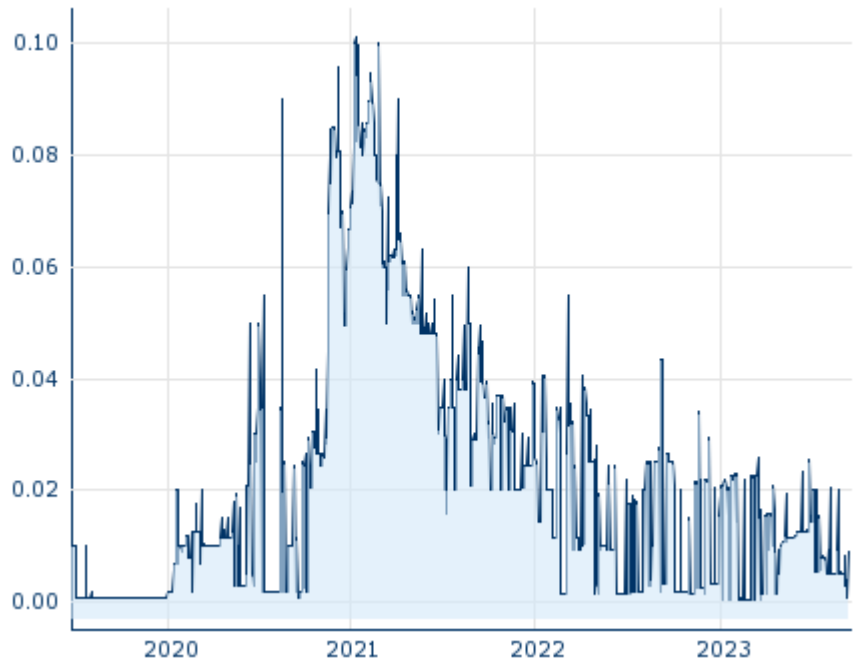
## Market data

Bid (Bid size)	-
Ask (Ask size)	-
Open	0.009 EUR
High	0.016 EUR
Low	0.009 EUR
Close (prev. day)	0.009 EUR
VWAP	-
Volume (pcs)	29,139
Trading volume	285.25
Number of trades	5
Last size	14,539

## Performance and Risk

	6m	1y	3y
Perf (%)	-60.00%	+157.14%	-21.74%
Perf (abs.)	-0.01	+0.01	+0.00
Beta	1.09	-0.15	0.27
Volatility	1,341.90	2,049.08	1,497.00

5y



Information about previous performance does not guarantee future performance.  
Source: FactSet

## Price data

Ø price 5 days   Ø volume 5 days (pcs.)	0.007 EUR (5,828)
Ø price 30 days   Ø volume 30 days (pcs.)	0.007 EUR (1,893)
Ø price 100 days   Ø volume 100 days (pcs.)	0.010 EUR (643)
Ø price 250 days   Ø volume 250 days (pcs.)	0.010 EUR (270)
YTD High   date	0.026 EUR (2023/03/16)
YTD Low   date	0.001 EUR (2023/01/05)
52 Weeks High   date	0.034 EUR (2022/11/21)
52 Weeks Low   date	0.001 EUR (2023/01/05)

## Arbitrage views

Exchange <span style="color: blue;">⊕</span>	Date	Time	Price	Trading volume (mio.)	Number of trades
Frankfurt	2023/09/15	13:58	0.015 EUR	0.00	3
Duesseldorf	2023/09/15	21:13	0.009 EUR	0.00	5
Berlin	2023/09/15	08:24	0.014 EUR	0.00	1

## Company profile

### Company Logo



### Contact Details

SOLAR-FABRIK AG

--

Bebelstrasse 6 - 79108 Freiburg

Telefon: +49-761-2085-6515

Fax: +

E-mail: -

### Company Profile

-

### Members of Management Board

Günter Weinberger	Chairman of Managing Board
-------------------	----------------------------

Thomas Oberle	Member of Executive Committee
---------------	-------------------------------