

MOL HUNGARIAN OIL & GAS PLC HUF125(POST SUBDIVISION)

ISIN: HU0000153937 WKN: 4742494

Overview

2024/09/13 17:00:00

Price

2,922.00 HUF

Difference  0.00% (0.00)

General attributes

ISIN HU0000153937

Symbol MOL

Exchange London Stock Exchange
European Trade Reporting

Currency HUF

Sector Energy / Commodities

Security type Stock

Market cap (m) 4,340 EUR

Benchmark HUNGARY BUX

Market data

Bid (Bid size) -

Ask (Ask size) -

Open 2,922.00 HUF

High 2,922.00 HUF

Low 2,922.00 HUF

Close (prev. day) 2,922.00 HUF

VWAP 2,736.00 HUF

Volume (pcs) -

Trading volume -

Number of trades 1

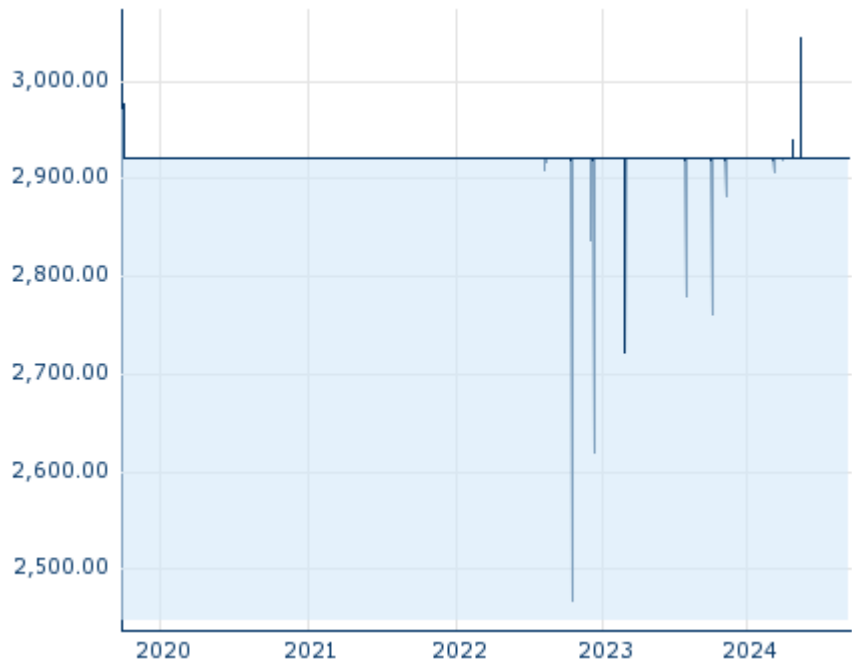
Last size -

Futures and Options

Related Futures 6


Related Options -

5y



Information about previous performance does not guarantee future performance.
Source: FactSet

Recent research

on sector		on market		
Date		Headline		Download
2024/09/11		Global Equity Ratings		
2024/09/11		Aktienempfehlungen Global		
2024/09/09		Aktienempfehlungen Österreich		
2024/09/06		Equity Weekly		
2024/09/05		Global Equity Ratings		

Details

2024/09/13 17:00:00

Price

2,922.00 HUF

Difference ➔ 0.00% (0.00)

General attributes

ISIN	HU0000153937
Symbol	MOL
Exchange	London Stock Exchange European Trade Reporting
Currency	HUF
Sector	Energy / Commodities
Security type	Stock
Market cap (m)	4,340 EUR
Benchmark	HUNGARY BUX

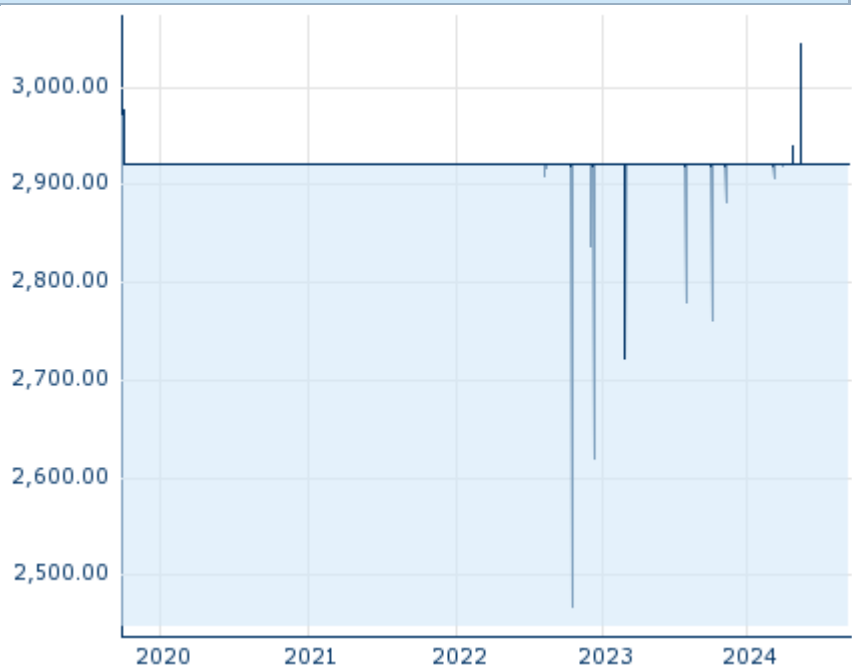
Market data

Bid (Bid size)	-
Ask (Ask size)	-
Open	2,922.00 HUF
High	2,922.00 HUF
Low	2,922.00 HUF
Close (prev. day)	2,922.00 HUF
VWAP	2,736.00 HUF
Volume (pcs)	-
Trading volume	-
Number of trades	1
Last size	-

Performance and Risk

	6m	1y	3y
Perf (%)	+0.00%	+0.00%	+0.00%
Perf (abs.)	+0.00	+0.00	+0.00
Beta	-	-	-
Volatility	8.37	10.23	18.98

5y



Information about previous performance does not guarantee future performance.
Source: FactSet

Price data

Ø price 5 days Ø volume 5 days (pcs.)	2,922.00 HUF (0)
Ø price 30 days Ø volume 30 days (pcs.)	2,922.00 HUF (1,667)
Ø price 100 days Ø volume 100 days (pcs.)	2,923.23 HUF (2,395)
Ø price 250 days Ø volume 250 days (pcs.)	2,921.68 HUF (3,534)
YTD High date	3,044.00 HUF (2024/05/14)
YTD Low date	2,736.00 HUF (2024/08/22)
52 Weeks High date	3,044.00 HUF (2024/05/14)
52 Weeks Low date	2,736.00 HUF (2024/08/22)

Arbitrage views

Exchange ➔	Date	Time	Price	Trading volume (mio.)	Number of trades
Stuttgart	2024/09/13	15:06	6.76 EUR	0.02	4
Prague Stock Exchange	2024/09/13	16:06	160.00 CZK	0.06	3
Munich	2024/09/13	08:12	6.775 EUR	0.00	1
London Stock Exchange European Trade Reporting	2024/09/13	17:00	2,922.00 HUF	0.00	1

Frankfurt	2024/ 09/13	08:12	6.40 EUR	0.00	1
FINRA other OTC Issues	2024/ 09/09	16:36	7.40 USD	0.02	1
Duesseldorf	2024/ 09/13	19:31	6.56 EUR	0.00	5
Budapest Stock Exchange	2024/ 09/13	17:20	2,660.00 HUF	919.31	461
Berlin	2024/ 09/13	08:12	6.305 EUR	0.00	1

Company profile

Company Logo



Contact Details

MOL HUNGARIAN OIL & GAS PLC

--

Dombóvári út 28 - 1117 Budapest

Telefon: +36-1-209-0000

Fax: +36-1-464-0427

E-mail: -

Company Profile

-

Members of Management Board

József Molnár	Chairman of Managing Board
Oszkar Világi	Member of Executive Committee
Zsolt Hernadi	Member of Executive Committee

Board of directors

Zoltán Sandor Áldott	Chairman of Supervisory Board
András Lánczi	Member of Supervisory Board
Anett Pandurics	Member of Supervisory Board
Anthony Radev	Member of Supervisory Board
György Bacsa	Member of Supervisory Board
János Martonyi	Member of Supervisory Board
Lajos Dorkota	Member of Supervisory Board
László Parragh	Member of Supervisory Board
Martin Roman	Member of Supervisory Board
Oszkár Világi	Member of Supervisory Board
Sándor Csányi	Member of Supervisory Board
Sándor Puskás	Member of Supervisory Board
András Tóth	Member of Supervisory Board
Bálint Kis	Member of Supervisory Board
Ivan Mikloš	Member of Supervisory Board
Kálmán Serfozo	Member of Supervisory Board
Norbert Izer	Member of Supervisory Board
Peter Biro	Member of Supervisory Board
Péter Kaderják	Member of Supervisory Board
Talal Al Awfi	Member of Supervisory Board
Zsigmond Járai	Member of Supervisory Board