

YOKOGAWA ELECTRIC CORP

ISIN: JP3955000009 WKN: 6841

Overview

2024/05/03 15:39:53

Price

21.99 USD

Difference  8.33% (1.69)

General attributes

ISIN	JP3955000009
Symbol	6841
Exchange	FINRA other OTC Issues
Currency	USD
Sector	Technology
Security type	Stock
Market cap (m)	5,994 EUR
Benchmark	NIKKEI 225

Market data

Bid (Bid size)	-
Ask (Ask size)	-
Open	21.99 USD
High	21.99 USD
Low	21.99 USD
Close (prev. day)	20.30 USD
VWAP	21.99 USD
Volume (pcs)	1,250
Trading volume	27,487.50
Number of trades	10
Last size	100

Futures and Options

Related Futures	-
Related Options	-











5y



Information about previous performance does not guarantee future performance.

Source: FactSet

Recent research

on sector		on market	
Date		Headline	Download
2024/07/26		Equity Weekly	
2024/07/24		Global Equity Ratings	
2024/07/24		Aktienempfehlungen Global	
2024/07/15		Aktienempfehlungen Global	
2024/07/12		Global Equity Ratings	

Details

2024/05/03 15:39:53

Price

21.99 USD

Difference ▲ 8.33% (1.69)

General attributes

ISIN	JP3955000009
Symbol	6841
Exchange	FINRA other OTC Issues
Currency	USD
Sector	Technology
Security type	Stock
Market cap (m)	5,994 EUR
Benchmark	NIKKEI 225

Market data

Bid (Bid size)	-
Ask (Ask size)	-
Open	21.99 USD
High	21.99 USD
Low	21.99 USD
Close (prev. day)	20.30 USD
VWAP	21.99 USD
Volume (pcs)	1,250
Trading volume	27,487.50
Number of trades	10
Last size	100

Performance and Risk

	6m	1y	3y
Perf (%)	-	-	-
Perf (abs.)	-	-	-
Beta	0.79	0.83	0.94
Volatility	73.87	42.65	39.72

5y



Information about previous performance does not guarantee future performance.
Source: FactSet

Price data

Ø price 5 days Ø volume 5 days (pcs.)	- USD (-)
Ø price 30 days Ø volume 30 days (pcs.)	21.99 USD (157)
Ø price 100 days Ø volume 100 days (pcs.)	21.15 USD (48)
Ø price 250 days Ø volume 250 days (pcs.)	20.36 USD (39)
YTD High date	21.99 USD (2024/05/03)
YTD Low date	20.30 USD (2024/02/06)
52 Weeks High date	21.99 USD (2024/05/03)
52 Weeks Low date	18.79 USD (2023/08/08)

All listings for YOKOGAWA ELECTRIC CORP

Exchange	Date	Time	Price	Trading volume (mio.)	Number of trades
Tradegate	2024/07/26	22:02	22.80 EUR	0.00	1
Tokyo Stock Exchange	2024/07/26	08:00	3,726.00 JPY	27.35	1,926
Stuttgart	2024/07/26	08:15	22.20 EUR	0.00	3
Hanover	2024/07/26	08:01	22.40 EUR	0.00	3
Frankfurt	2024/07/26	08:24	22.20 EUR	0.00	2

	26					
FINRA other OTC Issues	2024/05/03	15:39	21.99 USD	0.03		10
Duesseldorf	2024/07/26	19:31	22.00 EUR	0.00		7

Company profile

Company Logo



Company Profile

-

Contact Details

YOKOGAWA ELEC

--

2-9-32, Nakacho, Musashino-shi - 180-8750
Tokyo

Telefon: +81-422-52-5530

Fax: +81-422-55-6492

E-mail: -