

DEOLEO SA

ISIN: ES0110047919

WKN: -

Overview

2024/01/16 19:18:12

Price
0.25 USDDifference  -0.40% (-0.00)

General attributes

ISIN	ES0110047919
Symbol	OLE
Exchange	FINRA other OTC Issues
Currency	USD
Sector	Consumer Products
Security type	Stock
Market cap (m)	112 EUR
Benchmark	IBEX 35

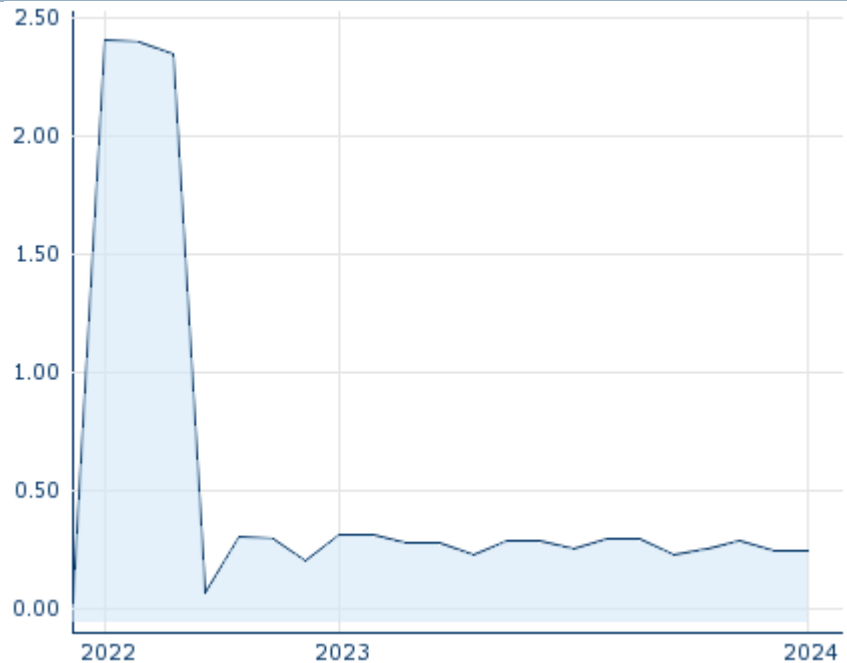
Market data

Bid (Bid size)	-
Ask (Ask size)	-
Open	0.25 USD
High	0.25 USD
Low	0.25 USD
Close (prev. day)	0.251 USD
VWAP	0.25 USD
Volume (pcs)	450
Trading volume	112.50
Number of trades	1
Last size	450

Futures and Options



Related Futures	-
Related Options	-

5y



Information about previous performance does not guarantee future performance.
Source: FactSet

Recent research

	on sector	on market	
Date		Headline	Download
2024/09/11		Global Equity Ratings	
2024/09/11		Aktienempfehlungen Global	
2024/09/09		Aktienempfehlungen Österreich	
2024/09/05		Global Equity Ratings	
2024/09/05		Aktienempfehlungen Global	

Details

2024/01/16 19:18:12

Price
0.25 USD

Difference ▼ -0.40% (-0.00)

General attributes

ISIN	ES0110047919
Symbol	OLE
Exchange	FINRA other OTC Issues
Currency	USD
Sector	Consumer Products
Security type	Stock
Market cap (m)	112 EUR
Benchmark	IBEX 35

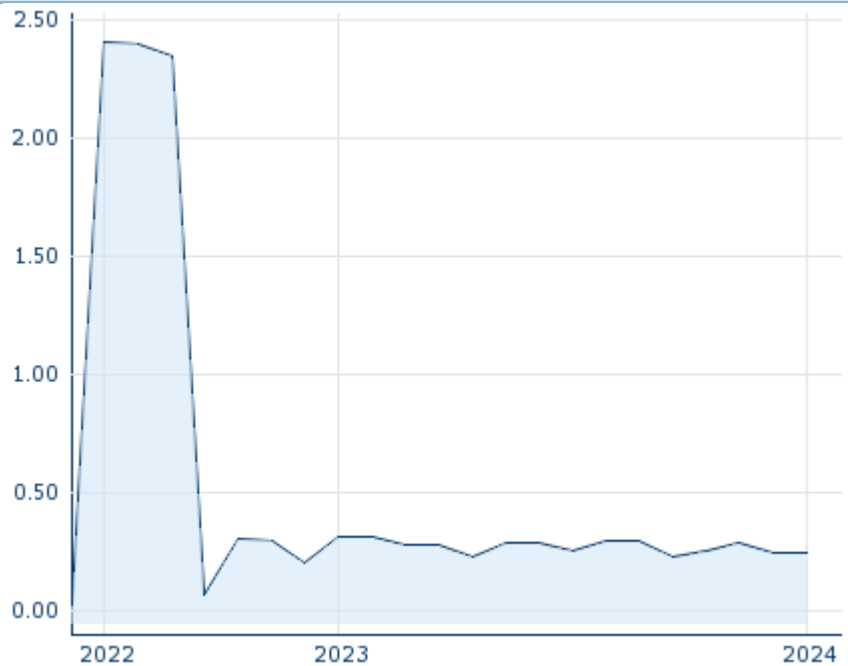
Market data

Bid (Bid size)	-
Ask (Ask size)	-
Open	0.25 USD
High	0.25 USD
Low	0.25 USD
Close (prev. day)	0.251 USD
VWAP	0.25 USD
Volume (pcs)	450
Trading volume	112.50
Number of trades	1
Last size	450

Performance and Risk

	6m	1y	3y
Perf (%)	-	-	-
Perf (abs.)	-	-	-
Beta	-	-	-
Volatility	-	207.02	225.12

5y



Information about previous performance does not guarantee future performance.
Source: FactSet

Price data

Ø price 5 days Ø volume 5 days (pcs.)	- USD (-)
Ø price 30 days Ø volume 30 days (pcs.)	- USD (-)
Ø price 100 days Ø volume 100 days (pcs.)	0.25 USD (205)
Ø price 250 days Ø volume 250 days (pcs.)	0.27 USD (141)
YTD High date	0.25 USD (2024/01/16)
YTD Low date	0.25 USD (2024/01/16)
52 Weeks High date	0.30 USD (2023/05/12)
52 Weeks Low date	0.23 USD (2023/08/24)

All listings for DEOLEO SA

Exchange	Date	Time	Price	Trading volume (mio.)	Number of trades
Stuttgart	2024/09/13	12:46	0.212 EUR	0.00	9
London Stock Exchange	2022/04/21	13:56	0.3925 EUR	0.00	1
Frankfurt	2024/09/13	08:12	0.215 EUR	0.00	2
FINRA other OTC Issues	2024/01/16	19:18	0.25 USD	0.00	1
Berlin	2024/09/08	08:12	0.215 EUR	0.00	3

	13					
BME Continuous Market	2024/09/13	17:35	0.219	EUR	0.03	29

Company profile

Company Logo



Company Profile

-

Contact Details

DEOLEO SA

--

Paseo de la Castellana 51, 28046 Madrid

Telefon: 34 96 248 2100

Fax: -

E-mail: -