

## A2A SPA

ISIN: IT0001233417

WKN: MTA-AEM

## Overview

2022/05/27 15:30:00

Price  
1.22 USDDifference  -44.55% (-0.98)

## General attributes

ISIN	IT0001233417
Symbol	A2A
Exchange	FINRA other OTC Issues
Currency	USD
Sector	Utilities
Security type	Stock
Market cap (m)	5,823 EUR
Benchmark	FTSE MIB INDEX

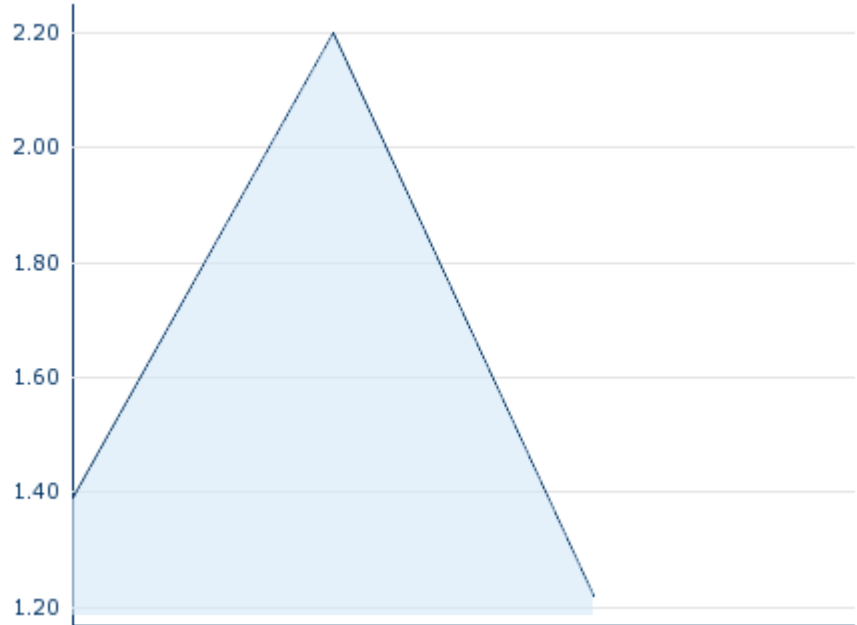
## Market data

Bid (Bid size)	-
Ask (Ask size)	-
Open	1.22 USD
High	1.22 USD
Low	1.22 USD
Close (prev. day)	2.20 USD
VWAP	1.22 USD
Volume (pcs)	414
Trading volume	505.08
Number of trades	1
Last size	414

## Futures and Options



Related Futures	24
Related Options	-

5y



Information about previous performance does not guarantee future performance.  
Source: FactSet

## Recent research

on sector	on market		
Date	Headline		Download
2024/07/15	 Aktienempfehlungen Global		
2024/07/12	 Global Equity Ratings		
2024/07/09	 Aktienempfehlungen Österreich		
2024/06/24	 Aktienempfehlungen Österreich		
2024/06/21	 Global Equity Ratings		

## Details

2022/05/27 15:30:00

**Price**  
1.22 USD

**Difference**  -44.55% (-0.98)

## General attributes

ISIN	IT0001233417
Symbol	A2A
Exchange	FINRA other OTC Issues
Currency	USD
Sector	Utilities
Security type	Stock
Market cap (m)	5,823 EUR
Benchmark	FTSE MIB INDEX

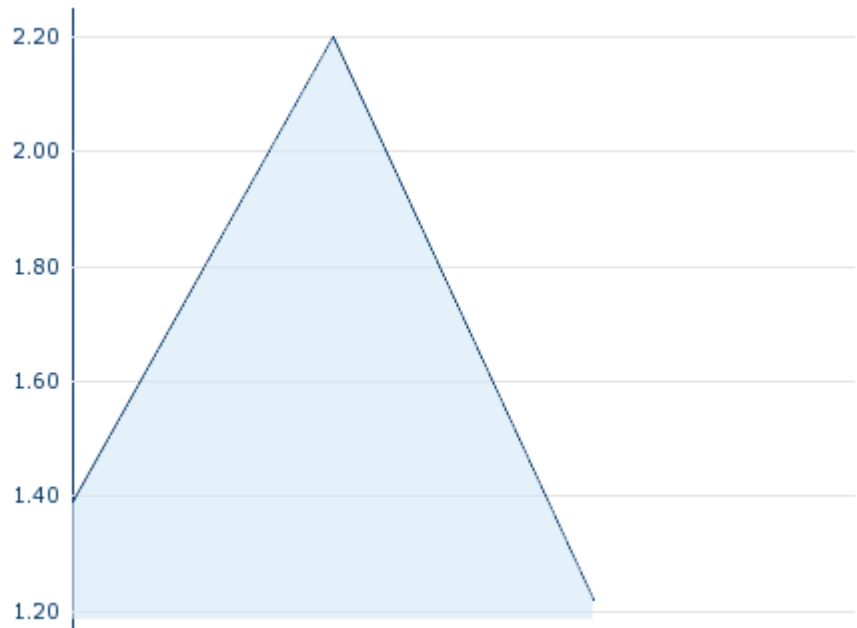
## Market data

Bid (Bid size)	-
Ask (Ask size)	-
Open	1.22 USD
High	1.22 USD
Low	1.22 USD
Close (prev. day)	2.20 USD
VWAP	1.22 USD
Volume (pcs)	414
Trading volume	505.08
Number of trades	1
Last size	414

## Performance and Risk

	6m	1y	3y
Perf (%)	-	-	-
Perf (abs.)	-	-	-
Beta	0.89	0.84	0.80
Volatility	-	-	235.84

5y



Information about previous performance does not guarantee future performance.  
Source: FactSet

## Price data

Ø price 5 days   Ø volume 5 days (pcs.)	- USD (-)
Ø price 30 days   Ø volume 30 days (pcs.)	- USD (-)
Ø price 100 days   Ø volume 100 days (pcs.)	- USD (-)
Ø price 250 days   Ø volume 250 days (pcs.)	- USD (11)
YTD High   date	- USD (-)
YTD Low   date	- USD (-)
52 Weeks High   date	- USD (-)
52 Weeks Low   date	- USD (-)

## All listings for A2A SPA

Exchange 	Date	Time	Price	Trading volume (mio.)	Number of trades
Vienna Stock Exchange	2024/07/16	15:30	1.8395 EUR	0.00	4
Tradegate	2024/07/16	14:47	1.84 EUR	0.01	4
Stuttgart	2024/07/16	15:33	1.801 EUR	0.00	6
Munich	2024/07/16	08:08	1.879 EUR	0.00	1
London Stock Exchange	2024/	17:30	1.8553 EUR	0.00	2

European Trade Reporting	07/16					
Frankfurt	2024/ 07/16	08:04	1.8335 EUR	0.00		1
FINRA other OTC Issues	2022/ 05/27	15:30	1.22 USD	0.00		1
Euronext Milan MTF Trading After Hours	2024/ 07/16	18:00	1.856 EUR	0.01		2
Euronext Milan	2024/ 07/16	17:44	1.8585 EUR	12.54		2,680
Duesseldorf	2024/ 07/16	16:31	1.856 EUR	0.00		4
Berlin	2024/ 07/16	17:55	1.8575 EUR	0.00		13

## Company profile

### Company Logo



### Contact Details

A2A SPA

--

Corso di Porta Vittoria, 4 - 20122 Milan

Telefon: +39-2-77201

Fax: +

E-mail: -

### Company Profile

-

#### Members of Management Board

Renato Mazzoncini	Chairman of Managing Board
Luca Moroni	Member of Executive Committee

#### Board of directors

Roberto Tasca	Chairman of Supervisory Board
Mario Gualtiero	Member of Supervisory Board
Francesco Motta	Member of Supervisory Board
Vincenzo Cariello	Member of Supervisory Board
Alessandro Zunino	Member of Supervisory Board
Elisabetta Cristiana Bombana	Member of Supervisory Board
Elisabetta Pistis	Member of Supervisory Board
Fabio Lavini	Member of Supervisory Board
Giovanni Comboni	Member of Supervisory Board
Maria Speranza	Member of Supervisory Board
Maria Elisa D'Amico	Member of Supervisory Board
Susanna Dorigoni	Member of Supervisory Board