

A2A SPA

ISIN: IT0001233417

WKN: MTA-AEM

Overview

2022/05/27 15:30:00

Price
1.22 USDDifference  -44.55% (-0.98)

General attributes

ISIN	IT0001233417
Symbol	A2A
Exchange	FINRA other OTC Issues
Currency	USD
Sector	Utilities
Security type	Stock
Market cap (m)	5,609 EUR
Benchmark	FTSE MIB INDEX

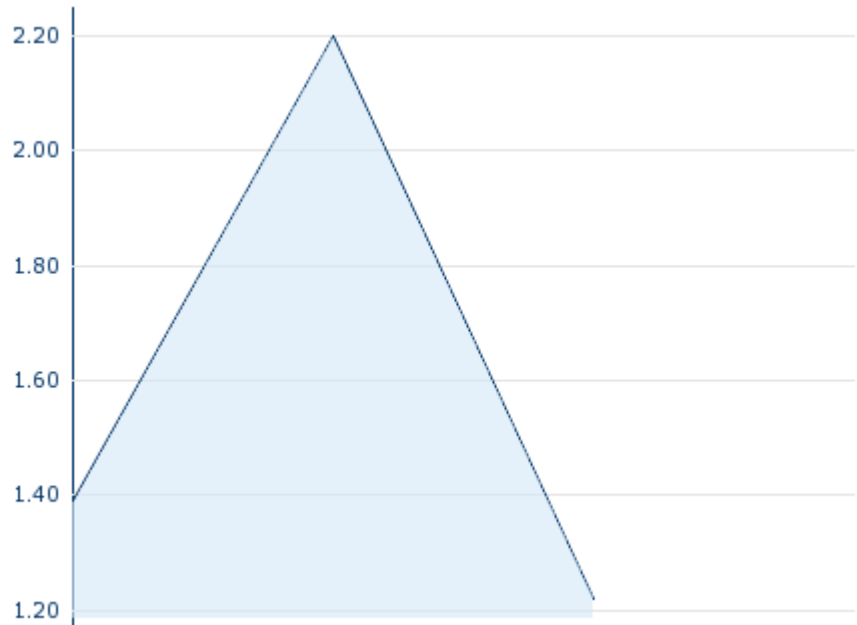
Market data

Bid (Bid size)	-
Ask (Ask size)	-
Open	1.22 USD
High	1.22 USD
Low	1.22 USD
Close (prev. day)	2.20 USD
VWAP	1.22 USD
Volume (pcs)	414
Trading volume	505.08
Number of trades	1
Last size	414

Futures and Options



Related Futures	23
Related Options	-

5y



Information about previous performance does not guarantee future performance.
Source: FactSet

Recent research

on sector		on market	
Date		Headline	Download
2024/04/26		Global Equity Ratings	
2024/04/26		Aktienempfehlungen Global	
2024/04/15		Aktienempfehlungen Österreich	
2024/04/03		Global Equity Ratings	
2024/04/03		Aktienempfehlungen Global	

Details

2022/05/27 15:30:00

Price

1.22 USD

Difference  -44.55% (-0.98)

General attributes

ISIN	IT0001233417
Symbol	A2A
Exchange	FINRA other OTC Issues
Currency	USD
Sector	Utilities
Security type	Stock
Market cap (m)	5,609 EUR
Benchmark	FTSE MIB INDEX

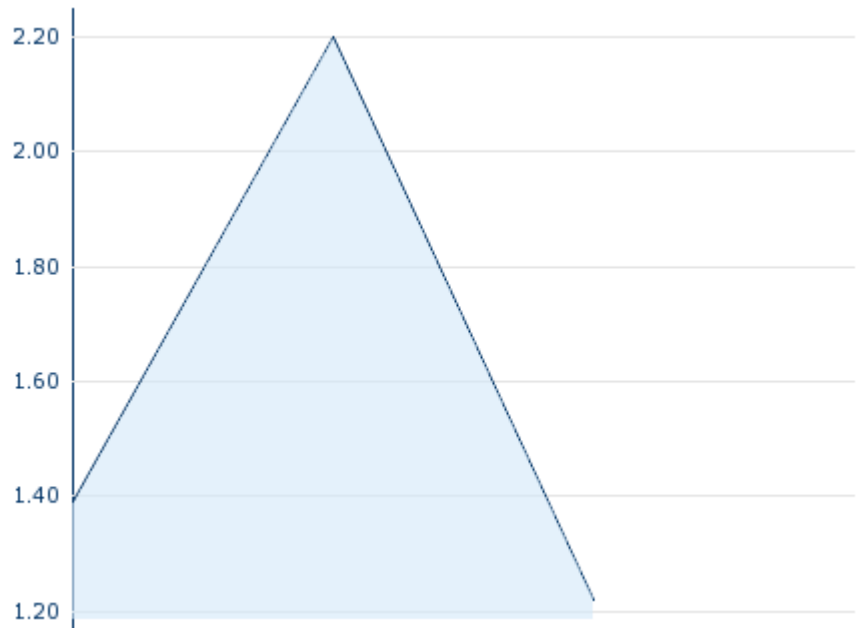
Market data

Bid (Bid size)	-
Ask (Ask size)	-
Open	1.22 USD
High	1.22 USD
Low	1.22 USD
Close (prev. day)	2.20 USD
VWAP	1.22 USD
Volume (pcs)	414
Trading volume	505.08
Number of trades	1
Last size	414

Performance and Risk

	6m	1y	3y
Perf (%)	-	-	-
Perf (abs.)	-	-	-
Beta	0.69	0.76	0.78
Volatility	-	-	235.84

5y



Information about previous performance does not guarantee future performance.
Source: FactSet

Price data

Ø price 5 days Ø volume 5 days (pcs.)	- USD (-)
Ø price 30 days Ø volume 30 days (pcs.)	- USD (-)
Ø price 100 days Ø volume 100 days (pcs.)	- USD (-)
Ø price 250 days Ø volume 250 days (pcs.)	- USD (11)
YTD High date	- USD (-)
YTD Low date	- USD (-)
52 Weeks High date	- USD (-)
52 Weeks Low date	- USD (-)

All listings for A2A SPA

Exchange 	Date	Time	Price	Trading volume (mio.)	Number of trades
Vienna Stock Exchange	2024/04/26	09:05	1.7935 EUR	0.00	3
Tradegate	2024/04/26	22:26	1.793 EUR	0.00	1
Stuttgart	2024/04/26	17:15	1.755 EUR	0.00	16
Munich	2024/04/26	08:11	1.7915 EUR	0.00	1
London Stock Exchange	2024/	17:30	1.7935 EUR	0.00	2

European Trade Reporting	04/26					
Frankfurt	2024/ 04/26	08:08	1.785 EUR	0.00		2
FINRA other OTC Issues	2022/ 05/27	15:30	1.22 USD	0.00		1
Euronext Milan MTF Trading After Hours	2024/ 04/24	20:23	1.8205 EUR	0.04		13
Euronext Milan	2024/ 04/26	17:44	1.7905 EUR	19.80		3,122
Duesseldorf	2024/ 04/26	19:31	1.776 EUR	0.00		7
Berlin	2024/ 04/26	21:50	1.7915 EUR	0.00		18

Company profile

Company Logo



Contact Details

A2A SPA

--

Corso di Porta Vittoria, 4 - 20122 Milan

Telefon: +39-2-77201

Fax: +

E-mail: -

Company Profile

-

Members of Management Board

Renato Mazzoncini	Chairman of Managing Board
Luca Moroni	Member of Executive Committee

Board of directors

Roberto Tasca	Chairman of Supervisory Board
Vincenzo Cariello	Member of Supervisory Board
Alessandro Zunino	Member of Supervisory Board
Elisabetta Cristiana Bombana	Member of Supervisory Board
Elisabetta Pistis	Member of Supervisory Board
Fabio Lavini	Member of Supervisory Board
Giovanni Comboni	Member of Supervisory Board
Maria Speranza	Member of Supervisory Board
Maria Elisa D'Amico	Member of Supervisory Board
Mario Motta	Member of Supervisory Board
Susanna Dorigoni	Member of Supervisory Board