

MIRVAC GROUP

ISIN: AU000000MGR9

WKN: MGR

Overview

2024/03/27 18:41:59

Price
1.45 USDDifference  5.07% (0.07)

General attributes

ISIN	AU000000MGR9
Symbol	MGR
Exchange	FINRA other OTC Issues
Currency	USD
Sector	Other
Security type	Stock
Market cap (m)	0
Benchmark	ASX ALL ORDINARIES INDEX

Market data

Bid (Bid size)	-
Ask (Ask size)	-
Open	1.515 USD
High	1.515 USD
Low	1.45 USD
Close (prev. day)	1.38 USD
VWAP	1.21 USD
Volume (pcs)	2,032
Trading volume	2,959.40
Number of trades	4
Last size	916










Futures and Options

Related Futures	-
Related Options	502



Information about previous performance does not guarantee future performance.
Source: FactSet

Recent research

on sector			
Date		Headline	Download
2024/06/21		Equity Weekly	
2024/06/21		Global Equity Ratings	
2024/06/21		Aktienempfehlungen Global	
2024/06/14		Equity Weekly	
2024/06/14		Global Equity Ratings	

Details

2024/03/27 18:41:59

Price

1.45 USD

Difference ▲ 5.07% (0.07)

General attributes

ISIN	AU000000MGR9
Symbol	MGR
Exchange	FINRA other OTC Issues
Currency	USD
Sector	Other
Security type	Stock
Market cap (m)	0
Benchmark	ASX ALL ORDINARIES INDEX

Market data

Bid (Bid size)	-
Ask (Ask size)	-
Open	1.515 USD
High	1.515 USD
Low	1.45 USD
Close (prev. day)	1.38 USD
VWAP	1.21 USD
Volume (pcs)	2,032
Trading volume	2,959.40
Number of trades	4
Last size	916

Performance and Risk

	6m	1y	3y
Perf (%)	-	-	-
Perf (abs.)	-	-	-
Beta	1.36	1.40	1.09
Volatility	75.14	91.45	91.29

5y



Information about previous performance does not guarantee future performance.

Source: FactSet

Price data

Ø price 5 days Ø volume 5 days (pcs.)	- USD (177)
Ø price 30 days Ø volume 30 days (pcs.)	- USD (983)
Ø price 100 days Ø volume 100 days (pcs.)	1.43 USD (2,140)
Ø price 250 days Ø volume 250 days (pcs.)	1.38 USD (3,712)
YTD High date	1.62 USD (2024/01/29)
YTD Low date	1.36 USD (2024/01/18)
52 Weeks High date	1.62 USD (2024/01/29)
52 Weeks Low date	0.98 USD (2023/10/30)

Arbitrage views

Exchange ⊕	Date	Time	Price	Trading volume (mio.)	Number of trades
Tradegate	2024/06/21	22:02	1.2218 EUR	0.00	1
Stuttgart	2024/06/21	10:55	1.2016 EUR	0.00	4
Frankfurt	2024/06/21	08:04	1.1834 EUR	0.00	2
FINRA other OTC Issues	2024/03/27	18:41	1.45 USD	0.00	4
Duesseldorf	2024/	19:30	1.1782 EUR	0.00	7

	06/21				
Australian Securities Exchange	2024/06/21	08:10	1.96 AUD	53.73	6,121

Company profile

Company Logo



Contact Details

MIRVAC GROUP

--

40 Miller Street - NSW 2060 Sydney

Telefon: 02 9080-8000

Fax: 02 9004-8460

E-mail: -

Company Profile

-

Members of Management Board

Susan Lloyd-Hurwitz Chairman of Managing Board

Brett Draffen Member of Executive Committee

Campbell Hanan Member of Executive Committee

Chris Akayan Member of Executive Committee

Courtenay Smith Member of Executive Committee

Stuart Penklis Member of Executive Committee

William Payne Member of Executive Committee

Board of directors

Alan Sindel Chairman of Supervisory Board

Christine Bartlett Member of Supervisory Board

Damien Frawley Member of Supervisory Board

James Cain Member of Supervisory Board

Jane Hewitt Member of Supervisory Board

Peter Nash Member of Supervisory Board