


ARBONIA AG

ISIN: **CH0110240600**

WKN: **11024060**

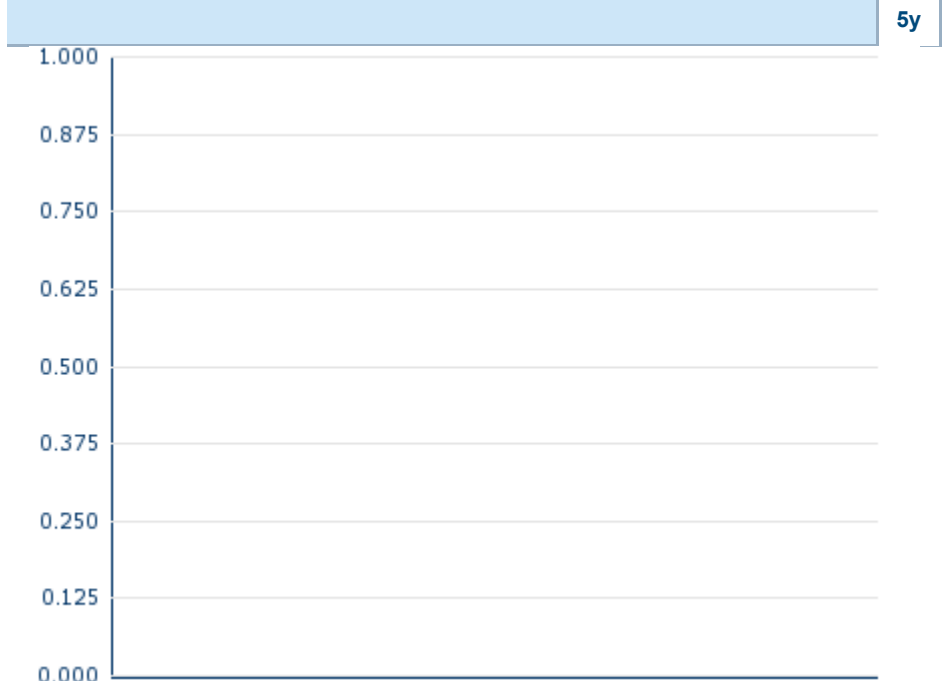
Overview

2019/06/28 17:35:55	
Price	11.68 EUR
Difference	 0.52% (0.06)

General attributes	
ISIN	CH0110240600
Symbol	ARBN
Exchange	Xetra
Currency	EUR
Sector	Construction
Security type	Stock
Market cap (m)	908 EUR
Benchmark	SWISS MARKET INDEX



Market data	
Bid (Bid size)	-
Ask (Ask size)	-
Open	11.68 EUR
High	11.68 EUR
Low	11.68 EUR
Close (prev. day)	11.62 EUR
VWAP	11.78 EUR
Volume (pcs)	-
Trading volume	-
Number of trades	2
Last size	-

Futures and Options	
Related Futures	-
Related Options	-



Information about previous performance does not guarantee future performance.
Source: FactSet

Recent research

on sector		on market	
Date		Headline	Download
2024/07/12		Global Equity Ratings	
2024/07/12		Aktienempfehlungen Global	
2024/07/09		Aktienempfehlungen Österreich	
2024/07/05		Equity Weekly	
2024/06/24		Aktienempfehlungen Österreich	

Details

2019/06/28 17:35:55

Price

11.68 EUR

Difference ▲ 0.52% (0.06)

General attributes

ISIN	CH0110240600
Symbol	ARBN
Exchange	Xetra
Currency	EUR
Sector	Construction
Security type	Stock
Market cap (m)	908 EUR
Benchmark	SWISS MARKET INDEX

Market data

Bid (Bid size)	-
Ask (Ask size)	-
Open	11.68 EUR
High	11.68 EUR
Low	11.68 EUR
Close (prev. day)	11.62 EUR
VWAP	11.78 EUR
Volume (pcs)	-
Trading volume	-
Number of trades	2
Last size	-

Performance and Risk

	6m	1y	3y
Perf (%)	-	-	-
Perf (abs.)	-	-	-
Beta	0.54	0.69	1.09
Volatility	-	-	-

5y



Information about previous performance does not guarantee future performance.
Source: FactSet

Price data

Ø price 5 days Ø volume 5 days (pcs.)	- EUR (-)
Ø price 30 days Ø volume 30 days (pcs.)	- EUR (-)
Ø price 100 days Ø volume 100 days (pcs.)	- EUR (-)
Ø price 250 days Ø volume 250 days (pcs.)	- EUR (-)
YTD High date	- EUR (-)
YTD Low date	- EUR (-)
52 Weeks High date	- EUR (-)
52 Weeks Low date	- EUR (-)

All listings for ARBONIA AG

Exchange ⊕	Date	Time	Price	Trading volume (mio.)	Number of trades
Xetra	2019/06/28	17:35	11.68 EUR	0.00	2
SIX Swiss Exchange	2024/07/12	17:30	12.76 CHF	0.59	300
London Stock Exchange	2024/04/23	18:05	12.20 CHF	0.01	1
Frankfurt	2019/06/28	16:35	11.62 EUR	0.00	3
Berlin	2019/06/28	18:55	11.64 EUR	0.00	13

Company profile

Company Logo



Contact Details

ARBONIA AG

--

Amriswilerstrasse 50 - 9320 Arbon

Telefon: +41-71-447-41-41

Fax: +

E-mail: info@arbonia.com

Company Profile

-

Members of Management Board

Alexander Kaiss Member of Executive Committee

Claudius Moor Member of Executive Committee

Daniel Wuest Member of Executive Committee

Board of directors

Carsten Voigtländer Member of the administrative board

Heinz Haller Member of the administrative board

Markus Oppliger Member of the administrative board

Michael Pieper Member of the administrative board

Peter Barandun Member of the administrative board

Peter E. Bodmer Member of the administrative board

Thomas Lozser Member of the administrative board

Alexander von Witzleben Chairman of the administrative board