

CHINA MOBILE LTD.

ISIN: **HK0941009539** WKN: -

Overview

2024/08/15 08:02:56

Price
8.587 EURDifference  -0.08% (-0.01)

General attributes

ISIN HK0941009539
 Symbol 941
 Exchange Frankfurt
 Currency EUR
 Sector Telecommunications
 Security type Stock
 Market cap (m) 175,023 EUR
 Benchmark HANG SENG INDEX

Market data

Bid (Bid size) 8.585 EUR (2,000)
 Ask (Ask size) 8.724 EUR (2,000)
 Open 8.587 EUR
 High 8.587 EUR
 Low 8.587 EUR
 Close (prev. day) 8.594 EUR
 VWAP 8.4833 EUR
 Volume (pcs) 0
 Trading volume 0.00
 Number of trades 1
 Last size 0

Futures and Options

Related Futures -
 Related Options -







5y



Information about previous performance does not guarantee future performance.

Source: FactSet

Recent research

on instrument		on sector	
Date		Headline	Download
2022/05/04		Global Equity Ratings	
2022/05/04		Aktienempfehlungen Global	
2022/04/27		Global Equity Ratings	
2022/04/27		Aktienempfehlungen Global	
2022/04/14		Global Equity Ratings	

Details

2024/08/15 08:02:56

Price

8.587 EUR

 Difference ▼ -0.08% (-0.01)

General attributes

ISIN	HK0941009539
Symbol	941
Exchange	Frankfurt
Currency	EUR
Sector	Telecommunications
Security type	Stock
Market cap (m)	175,023 EUR
Benchmark	HANG SENG INDEX

Market data

Bid (Bid size)	8.585 EUR (2,000)
Ask (Ask size)	8.724 EUR (2,000)
Open	8.587 EUR
High	8.587 EUR
Low	8.587 EUR
Close (prev. day)	8.594 EUR
VWAP	8.4833 EUR
Volume (pcs)	0
Trading volume	0.00
Number of trades	1
Last size	0

Performance and Risk

	6m	1y	3y
Perf (%)	+8.92%	+11.97%	+53.11%
Perf (abs.)	+0.70	+0.92	+2.98
Beta	0.33	2.87	0.44
Volatility	24.35	22.38	22.57

5y



Information about previous performance does not guarantee future performance.
Source: FactSet

Price data

Ø price 5 days Ø volume 5 days (pcs.)	8.439 EUR (2,990)
Ø price 30 days Ø volume 30 days (pcs.)	8.717 EUR (5,642)
Ø price 100 days Ø volume 100 days (pcs.)	8.554 EUR (11,703)
Ø price 250 days Ø volume 250 days (pcs.)	8.005 EUR (8,933)
YTD High date	9.399 EUR (2024/07/03)
YTD Low date	7.360 EUR (2024/01/22)
52 Weeks High date	9.399 EUR (2024/07/03)
52 Weeks Low date	7.095 EUR (2023/12/22)

Arbitrage views

Exchange	Date	Time	Price	Trading volume (mio.)	Number of trades
Stuttgart FXplus	2021/04/30	08:30	5.487 HKD	0.00	2
Stuttgart	2024/08/15	08:03	8.575 EUR	0.00	1
SIX Swiss Exchange	2020/02/10	17:36	8.30 CHF	0.00	1
Munich	2024/08/15	08:06	8.584 EUR	0.00	1
Hong Kong Stock	2024/08/15	08:07	74.20 HKD	-	-

Exchange	15						
Hanover	2024/08/15	08:01	8.587	EUR	0.00		1
Hamburg	2024/08/15	08:01	8.587	EUR	0.00		1
Frankfurt	2024/08/15	08:02	8.587	EUR	0.00		1
Duesseldorf	2024/08/14	19:30	8.35	EUR	0.00		6
Berlin	2024/08/15	08:03	8.654	EUR	0.00		1

Company profile

Company Logo



Contact Details

CHINA MOBILE LTD.

--

60th Floor, The Center, 99 Queen's Road
Central - - Hong Kong

Telefon: +852-3121-8888

Fax: +852-2511-9092

E-mail: -

Company Profile

-

Members of Management Board

Biao He	Chairman of Managing Board
Jie Yang	Member of Executive Committee
Pizheng Li	Member of Executive Committee
Ronghua Li	Member of Executive Committee

Board of directors

Jie Yang	Chairman of Supervisory Board
Qiang Yang	Member of Supervisory Board
Ka Sze Lee	Member of Supervisory Board
Kin Wah Yiu	Member of Supervisory Board
May Yee Leung Ko	Member of Supervisory Board
Pizheng Li	Member of Supervisory Board
Rong Hua Li	Member of Supervisory Board