

CHINA MOBILE LTD.

ISIN: **HK0941009539** WKN: -

Overview

2024/07/08 16:03:39

Price
9.02 EURDifference  0.33% (0.03)

General attributes

ISIN	HK0941009539
Symbol	941
Exchange	Frankfurt
Currency	EUR
Sector	Telecommunications
Security type	Stock
Market cap (m)	186,642 EUR
Benchmark	HANG SENG INDEX

Market data

Bid (Bid size)	8.949 EUR (2,000)
Ask (Ask size)	9.084 EUR (2,000)
Open	9.04 EUR
High	9.08 EUR
Low	9.02 EUR
Close (prev. day)	8.99 EUR
VWAP	9.02029 EUR
Volume (pcs)	3,768
Trading volume	33,988.44
Number of trades	5
Last size	550

Futures and Options











Related Futures	-
Related Options	-

5y



Information about previous performance does not guarantee future performance.
Source: FactSet

Recent research

on instrument		on sector	
Date		Headline	Download
2022/05/04		Global Equity Ratings	
2022/05/04		Aktienempfehlungen Global	
2022/04/27		Global Equity Ratings	
2022/04/27		Aktienempfehlungen Global	
2022/04/14		Global Equity Ratings	

Details

2024/07/08 16:03:39

Price

9.02 EUR

Difference ▲ 0.33% (0.03)

General attributes

ISIN	HK0941009539
Symbol	941
Exchange	Frankfurt
Currency	EUR
Sector	Telecommunications
Security type	Stock
Market cap (m)	186,642 EUR
Benchmark	HANG SENG INDEX

Market data

Bid (Bid size)	8.949 EUR (2,000)
Ask (Ask size)	9.084 EUR (2,000)
Open	9.04 EUR
High	9.08 EUR
Low	9.02 EUR
Close (prev. day)	8.99 EUR
VWAP	9.02029 EUR
Volume (pcs)	3,768
Trading volume	33,988.44
Number of trades	5
Last size	550

Performance and Risk

	6m	1y	3y
Perf (%)	+17.52%	+19.39%	+74.06%
Perf (abs.)	+1.34	+1.46	+3.83
Beta	0.36	1.36	0.43
Volatility	23.94	22.04	22.55

5y



Information about previous performance does not guarantee future performance.

Source: FactSet

Price data

Ø price 5 days Ø volume 5 days (pcs.)	9.15 EUR (21,473)
Ø price 30 days Ø volume 30 days (pcs.)	8.84 EUR (16,033)
Ø price 100 days Ø volume 100 days (pcs.)	8.31 EUR (12,572)
Ø price 250 days Ø volume 250 days (pcs.)	7.86 EUR (9,621)
YTD High date	9.40 EUR (2024/07/03)
YTD Low date	7.36 EUR (2024/01/22)
52 Weeks High date	9.40 EUR (2024/07/03)
52 Weeks Low date	7.07 EUR (2023/07/12)

All listings for CHINA MOBILE LTD.

Exchange	Date	Time	Price	Trading volume (mio.)	Number of trades
Stuttgart FXplus	2021/04/30	08:30	5.487 HKD	0.00	2
Stuttgart	2024/07/08	10:36	9.00 EUR	0.00	2
SIX Swiss Exchange	2020/02/10	17:36	8.30 CHF	0.00	1
Munich	2024/07/08	08:05	9.173 EUR	0.00	1
Hong Kong Stock	2024/07/08	10:08	76.90 HKD	-	-

Exchange	08					
Hanover	2024/07/08	08:00	9.04	EUR	0.00	1
Hamburg	2024/07/08	13:09	9.02	EUR	0.00	2
Frankfurt	2024/07/08	16:03	9.02	EUR	0.03	5
Duesseldorf	2024/07/08	16:30	9.02	EUR	0.00	4
Berlin	2024/07/08	18:46	9.015	EUR	0.00	6

Company profile

Company Logo



Contact Details

CHINA MOBILE LTD.

--

60th Floor, The Center, 99 Queen's Road
Central - - Hong Kong

Telefon: +852-3121-8888

Fax: +852-2511-9092

E-mail: -

Company Profile

-

Members of Management Board

Biao He	Chairman of Managing Board
Jie Yang	Member of Executive Committee
Pizheng Li	Member of Executive Committee
Ronghua Li	Member of Executive Committee

Board of directors

Jie Yang	Chairman of Supervisory Board
Qiang Yang	Member of Supervisory Board
Ka Sze Lee	Member of Supervisory Board
Kin Wah Yiu	Member of Supervisory Board
May Yee Leung Ko	Member of Supervisory Board
Pizheng Li	Member of Supervisory Board
Rong Hua Li	Member of Supervisory Board