

CHINA MOBILE LTD.

ISIN: **HK0941009539** WKN: -

Overview

2024/04/29 14:30:28

Price
8.157 EURDifference  -2.74% (-0.23)

General attributes

ISIN	HK0941009539
Symbol	941
Exchange	Frankfurt
Currency	EUR
Sector	Telecommunications
Security type	Stock
Market cap (m)	170,398 EUR
Benchmark	HANG SENG INDEX

Market data

Bid (Bid size)	8.164 EUR (2,000)
Ask (Ask size)	8.27 EUR (2,000)
Open	8.215 EUR
High	8.267 EUR
Low	8.157 EUR
Close (prev. day)	8.387 EUR
VWAP	8.19921 EUR
Volume (pcs)	9,500
Trading volume	77,892.50
Number of trades	6
Last size	1,500

Futures and Options











Related Futures	-
Related Options	-

5y



Information about previous performance does not guarantee future performance.
Source: FactSet

Recent research

on instrument		on sector	
Date		Headline	Download
2022/05/04		Global Equity Ratings	
2022/05/04		Aktienempfehlungen Global	
2022/04/27		Global Equity Ratings	
2022/04/27		Aktienempfehlungen Global	
2022/04/14		Global Equity Ratings	

Details

2024/04/29 14:30:28

Price

8.157 EUR

Difference ▼ -2.74% (-0.23)

General attributes

ISIN	HK0941009539
Symbol	941
Exchange	Frankfurt
Currency	EUR
Sector	Telecommunications
Security type	Stock
Market cap (m)	170,398 EUR
Benchmark	HANG SENG INDEX

Market data

Bid (Bid size)	8.164 EUR (2,000)
Ask (Ask size)	8.27 EUR (2,000)
Open	8.215 EUR
High	8.267 EUR
Low	8.157 EUR
Close (prev. day)	8.387 EUR
VWAP	8.19921 EUR
Volume (pcs)	9,500
Trading volume	77,892.50
Number of trades	6
Last size	1,500

Performance and Risk

	6m	1y	3y
Perf (%)	+11.09%	+8.57%	+49.02%
Perf (abs.)	+0.84	+0.66	+2.76
Beta	0.35	0.90	0.42
Volatility	22.63	21.22	22.34

5y



Information about previous performance does not guarantee future performance.
Source: FactSet

Price data

Ø price 5 days Ø volume 5 days (pcs.)	8.296 EUR (20,380)
Ø price 30 days Ø volume 30 days (pcs.)	7.974 EUR (16,722)
Ø price 100 days Ø volume 100 days (pcs.)	7.743 EUR (9,482)
Ø price 250 days Ø volume 250 days (pcs.)	7.631 EUR (8,342)
YTD High date	8.464 EUR (2024/04/26)
YTD Low date	7.360 EUR (2024/01/22)
52 Weeks High date	8.464 EUR (2024/04/26)
52 Weeks Low date	7.065 EUR (2023/07/12)

All listings for CHINA MOBILE LTD.

Exchange	Date	Time	Price	Trading volume (mio.)	Number of trades
Stuttgart FXplus	2021/04/30	08:30	5.487 HKD	0.00	2
Stuttgart	2024/04/29	10:31	8.192 EUR	0.00	2
SIX Swiss Exchange	2020/02/10	17:36	8.30 CHF	0.00	1
Munich	2024/04/29	08:09	8.304 EUR	0.00	1
Hong Kong Stock	2024/04/29	10:08	69.65 HKD	-	-

Exchange	29					
Hanover	2024/04/ 29	08:00	8.215	EUR	0.00	1
Hamburg	2024/04/ 29	08:00	8.215	EUR	0.00	1
Frankfurt	2024/04/ 29	14:30	8.157	EUR	0.08	6
Duesseldorf	2024/04/ 29	12:30	8.201	EUR	0.00	3
Berlin	2024/04/ 29	13:09	8.226	EUR	0.00	4

Company profile

Company Logo



Contact Details

CHINA MOBILE LTD.

--

60th Floor, The Center, 99 Queen's Road
Central - - Hong Kong

Telefon: +852-3121-8888

Fax: +852-2511-9092

E-mail: -

Company Profile

-

Members of Management Board

Xin Dong	Chairman of Managing Board
Jie Yang	Member of Executive Committee
Pizheng Li	Member of Executive Committee
Ronghua Li	Member of Executive Committee

Board of directors

Jie Yang	Chairman of Supervisory Board
Qiang Yang	Member of Supervisory Board
Ka Sze Lee	Member of Supervisory Board
Kin Wah Yiu	Member of Supervisory Board
May Yee Leung Ko	Member of Supervisory Board
Pizheng Li	Member of Supervisory Board
Rong Hua Li	Member of Supervisory Board