

# CHINA MOBILE LTD.

15 minutes delayed

ISIN: **HK0941009539**

WKN: -

## Overview

2024/05/03 10:09:00 15 minutes delayed

Price

69.65 HKD

Difference  -0.07% (-0.05)

### General attributes

ISIN HK0941009539

Symbol 941

Exchange Hong Kong Stock Exchange

Currency HKD

Sector Telecommunications

Security type Stock

Market cap (m) 170,302 EUR

Benchmark HANG SENG INDEX

### Market data

Bid (Bid size) -

Ask (Ask size) -

Open 70.20 HKD

High 70.25 HKD

Low 69.40 HKD

Close (prev. day) 69.70 HKD

VWAP 69.736162 HKD

Volume (pcs) -

Trading volume -

Number of trades -

Last size -

### Futures and Options

Related Futures -

Related Options -

5y













Information about previous performance does not guarantee future performance.

Source: FactSet

### Recent research

on instrument

on sector

Date	Headline	Download
2022/05/04	 Global Equity Ratings	
2022/05/04	 Aktienempfehlungen Global	
2022/04/27	 Global Equity Ratings	
2022/04/27	 Aktienempfehlungen Global	
2022/04/14	 Global Equity Ratings	

## Details

2024/05/03 10:09:00 15 minutes delayed

### Price

69.65 HKD

Difference ▼ -0.07% (-0.05)

### General attributes

ISIN	HK0941009539
Symbol	941
Exchange	Hong Kong Stock Exchange
Currency	HKD
Sector	Telecommunications
Security type	Stock
Market cap (m)	170,302 EUR
Benchmark	HANG SENG INDEX

### Market data

Bid (Bid size)	-
Ask (Ask size)	-
Open	70.20 HKD
High	70.25 HKD
Low	69.40 HKD
Close (prev. day)	69.70 HKD
VWAP	69.736162 HKD
Volume (pcs)	-
Trading volume	-
Number of trades	-
Last size	-

### Performance and Risk

	6m	1y	3y
Perf (%)	+11.53%	+4.19%	+39.44%
Perf (abs.)	+7.20	+2.80	+19.70
Beta	0.35	0.90	0.42
Volatility	15.97	17.26	18.45

5y



Information about previous performance does not guarantee future performance.  
Source: FactSet

### Price data

Ø price 5 days   Ø volume 5 days (pcs.)	69.99 HKD (-)
Ø price 30 days   Ø volume 30 days (pcs.)	68.39 HKD (-)
Ø price 100 days   Ø volume 100 days (pcs.)	66.28 HKD (-)
Ø price 250 days   Ø volume 250 days (pcs.)	65.26 HKD (-)
YTD High   date	71.50 HKD (2024/04/26)
YTD Low   date	63.00 HKD (2024/01/22)
52 Weeks High   date	71.50 HKD (2024/04/26)
52 Weeks Low   date	60.90 HKD (2023/10/26)

### All listings for CHINA MOBILE LTD.

Exchange	Date	Time	Price	Trading volume (mio.)	Number of trades
Stuttgart FXplus	2021/04/30	08:30	5.487 HKD	0.00	2
Stuttgart	2024/05/03	10:32	8.216 EUR	0.00	2
SIX Swiss Exchange	2020/02/10	17:36	8.30 CHF	0.00	1
Munich	2024/05/03	08:03	8.266 EUR	0.00	1
Hong Kong Stock	2024/05/03	10:09	69.65 HKD	-	-

Exchange	03						
Hanover	2024/05/03	08:01	8.252	EUR	0.00		1
Hamburg	2024/05/03	08:00	8.264	EUR	0.00		1
Frankfurt	2024/05/03	09:11	8.319	EUR	0.05		5
Duesseldorf	2024/05/03	16:30	8.229	EUR	0.00		4
Berlin	2024/05/03	18:46	8.267	EUR	0.00		6

## Company profile

### Company Logo



### Contact Details

CHINA MOBILE LTD.

--

60th Floor, The Center, 99 Queen's Road  
Central - - Hong Kong

Telefon: +852-3121-8888

Fax: +852-2511-9092

E-mail: -

### Company Profile

-

#### Members of Management Board

Xin Dong	Chairman of Managing Board
Jie Yang	Member of Executive Committee
Pizheng Li	Member of Executive Committee
Ronghua Li	Member of Executive Committee

#### Board of directors

Jie Yang	Chairman of Supervisory Board
Qiang Yang	Member of Supervisory Board
Ka Sze Lee	Member of Supervisory Board
Kin Wah Yiu	Member of Supervisory Board
May Yee Leung Ko	Member of Supervisory Board
Pizheng Li	Member of Supervisory Board
Rong Hua Li	Member of Supervisory Board